

Q.1 How much of the syllabus was covered in the class ?

4- 85 to 100%

3- 70 to 84%

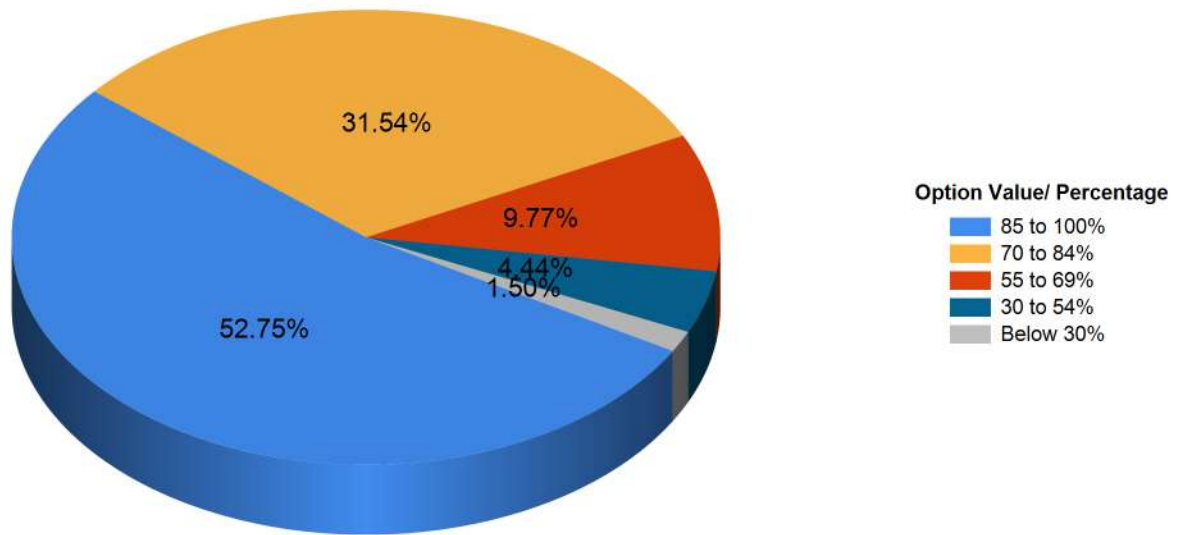
2- 55 to 69%

1- 30 to 54%

0- Below 30%

Choice Number/ Remark	Students Given Responses
4- Excellent	2771
3- Better	1657
2- Good	513
1- Satisfactory	233
0- Poor	79

Student Given Responses



Q.2 How well did the teachers prepare for the classes?

4- Thoroughly

3- Satisfactorily

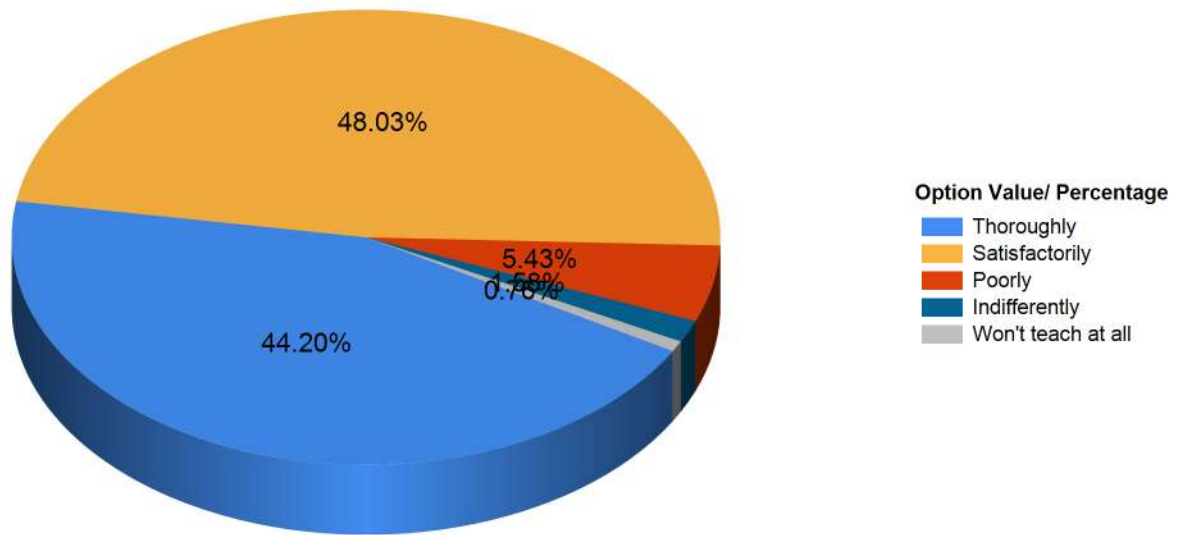
2- Poorly

1- Indifferently

0- Won't teach at all

Choice Number/ Remark	Students Given Responses
4- Excellent	2322
3- Better	2523
2- Good	285
1- Satisfactory	83
0- Poor	40

Student Given Responses

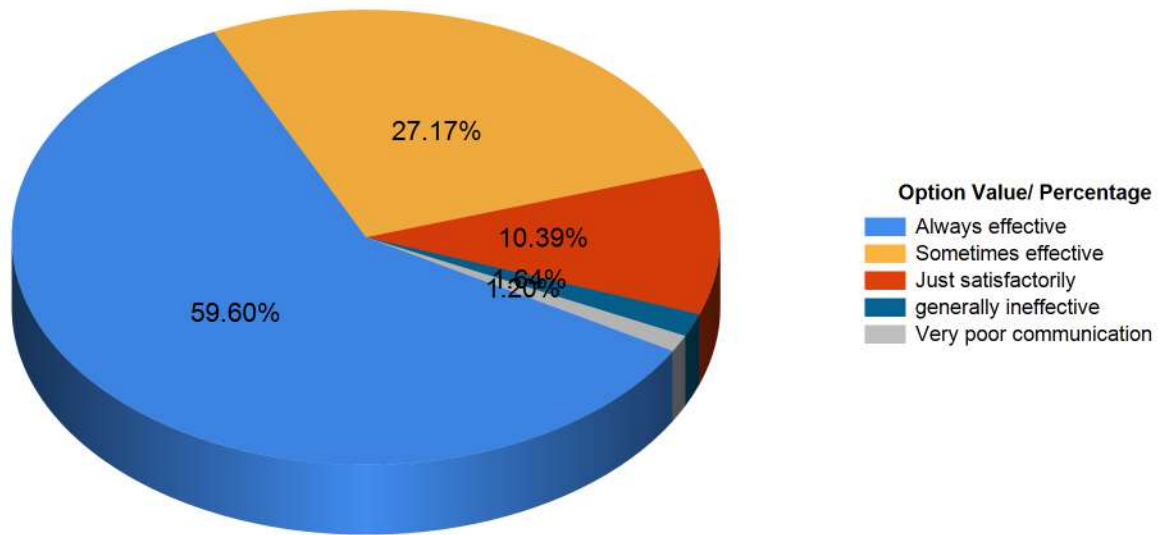


Q.3 How well were the teachers able to communicate?

- 4- Always effective
- 3- Sometimes effective
- 2- Just satisfactorily
- 1- generally ineffective
- 0- Very poor communication

Choice Number/ Remark	Students Given Responses
4- Excellent	3131
3- Better	1427
2- Good	546
1- Satisfactory	86
0- Poor	63

Student Given Responses

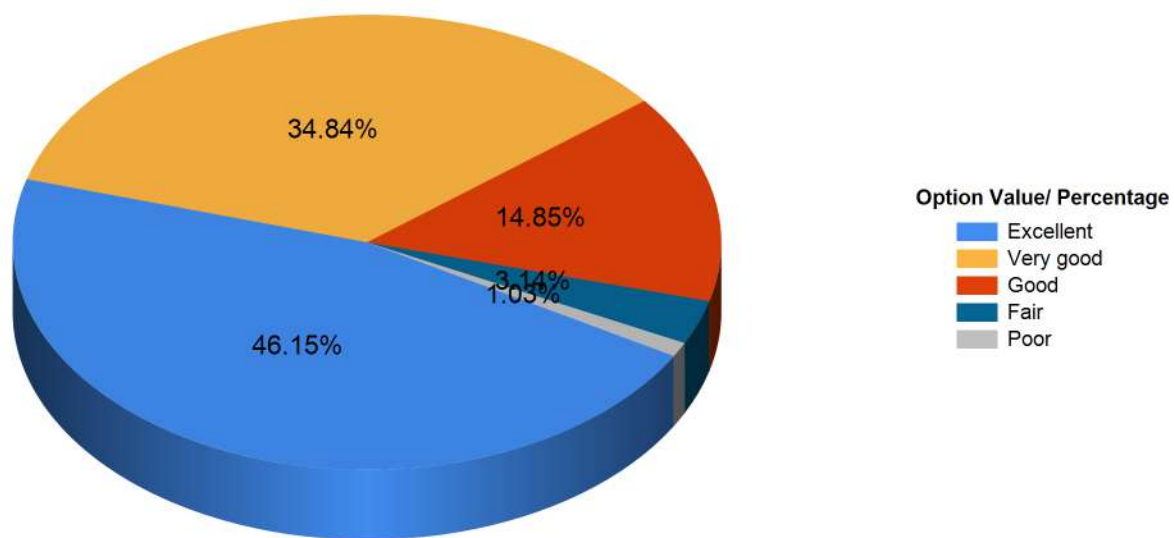


Q.4 The teacher's approach to teaching can best be described as

- 4- Excellent
- 3- Very good
- 2- Good
- 1- Fair
- 0- Poor

Choice Number/ Remark	Students Given Responses
4- Excellent	2424
3- Better	1830
2- Good	780
1- Satisfactory	165
0- Poor	54

Student Given Responses

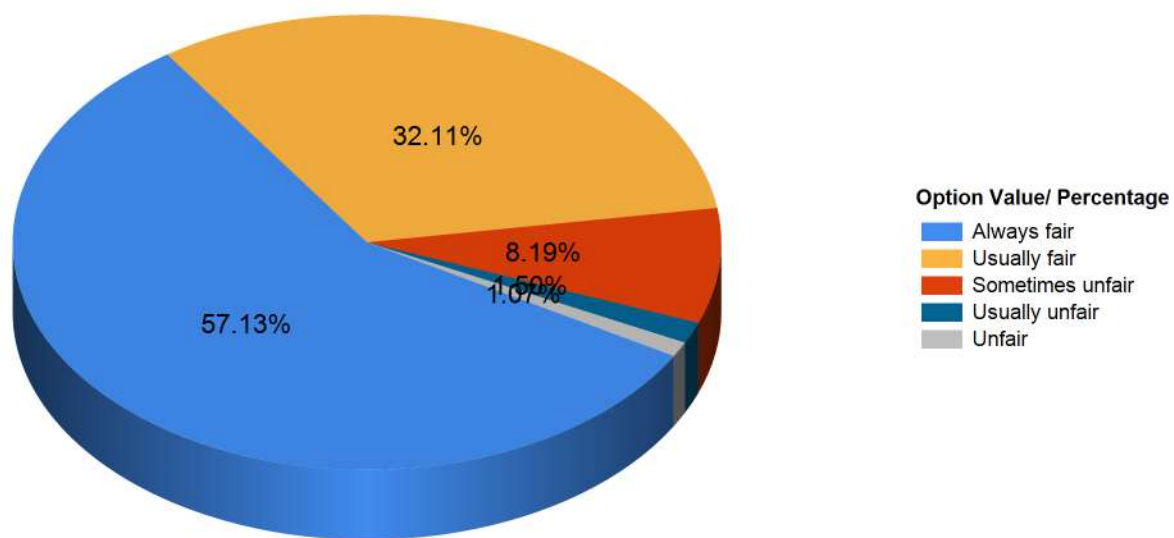


Q.5 Fairness of the internal evaluation process by the teachers.

- 4- Always fair
- 3- Usually fair
- 2- Sometimes unfair
- 1- Usually unfair
- 0- Unfair

Choice Number/ Remark	Students Given Responses
4- Excellent	3001
3- Better	1687
2- Good	430
1- Satisfactory	79
0- Poor	56

Student Given Responses



Q.6 Was your performance in assignment discussed with you?

4- Every time

3- Usually

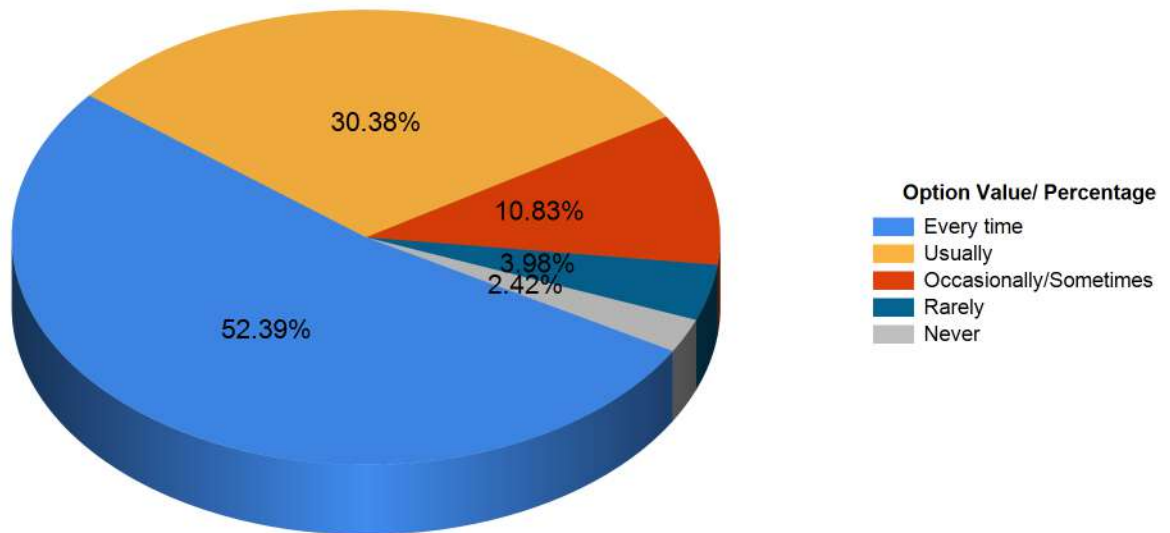
2- Occasionally/Sometimes

1- Rarely

0- Never

Choice Number/ Remark	Students Given Responses
4- Excellent	2752
3- Better	1596
2- Good	569
1- Satisfactory	209
0- Poor	127

Student Given Responses

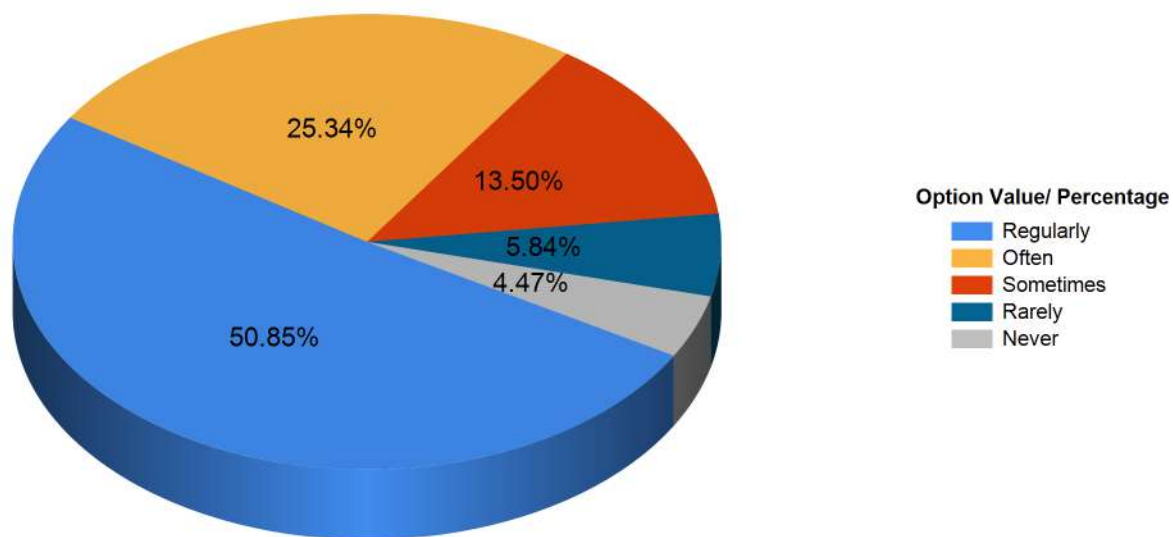


Q.7 The institute takes active interest in promoting intership,student exchange,field visit opportunities for students

- 4- Regularly
- 3- Often
- 2- Sometimes
- 1- Rarely
- 0- Never

Choice Number/ Remark	Students Given Responses
4- Excellent	2671
3- Better	1331
2- Good	709
1- Satisfactory	307
0- Poor	235

Student Given Responses

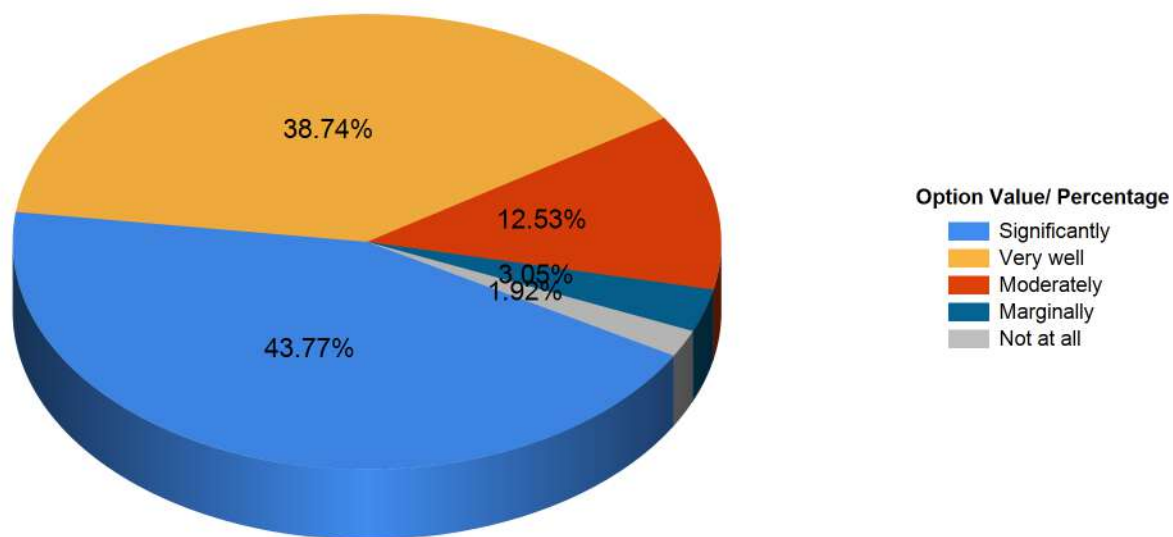


Q.8 The teaching and mentoring process in your institution facilitates you in cognitive, social and emotional growth.

- 4- Significantly
- 3- Very well
- 2- Moderately
- 1- Marginally
- 0- Not at all

Choice Number/ Remark	Students Given Responses
4- Excellent	2299
3- Better	2035
2- Good	658
1- Satisfactory	160
0- Poor	101

Student Given Responses



Q.9 The institution provides multiple opportunities to learn and grow.

4- Strongly agree

3- Agree

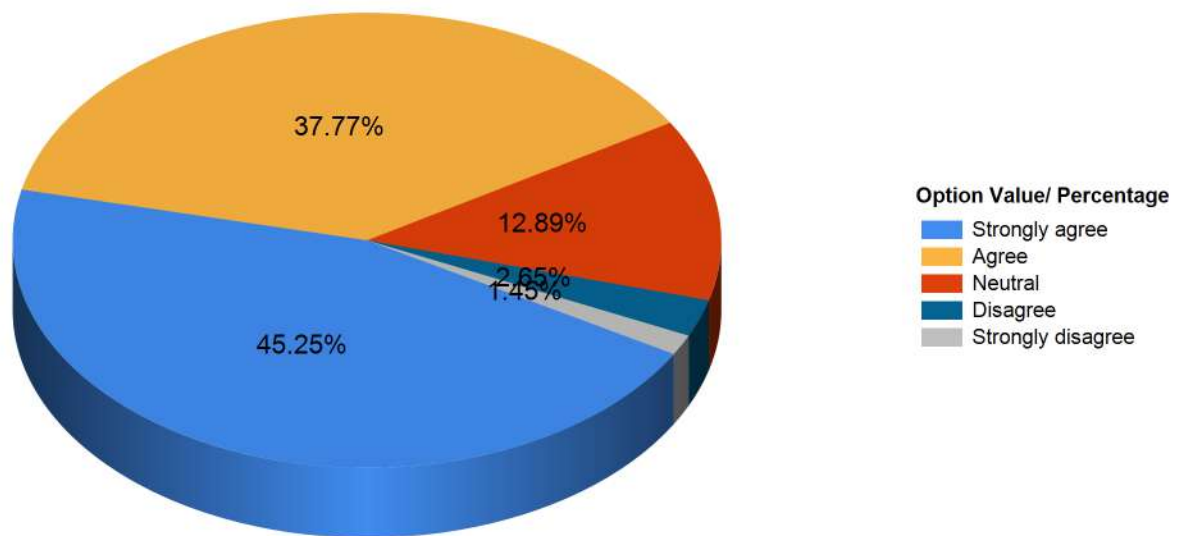
2- Neutral

1- Disagree

0- Strongly disagree

Choice Number/ Remark	Students Given Responses
4- Excellent	2377
3- Better	1984
2- Good	677
1- Satisfactory	139
0- Poor	76

Student Given Responses



Q.10 Teachers inform you about expected competencies, course outcomes and programme outcomes.

4- Every time

3- Usually

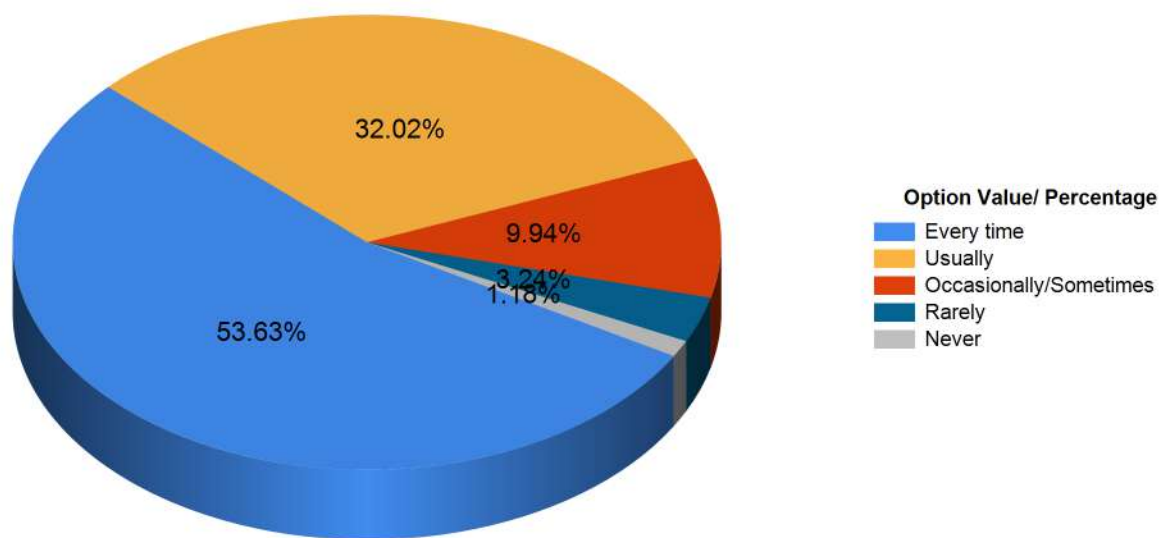
2- Occasionally/Sometimes

1- Rarely

0- Never

Choice Number/ Remark	Students Given Responses
4- Excellent	2817
3- Better	1682
2- Good	522
1- Satisfactory	170
0- Poor	62

Student Given Responses

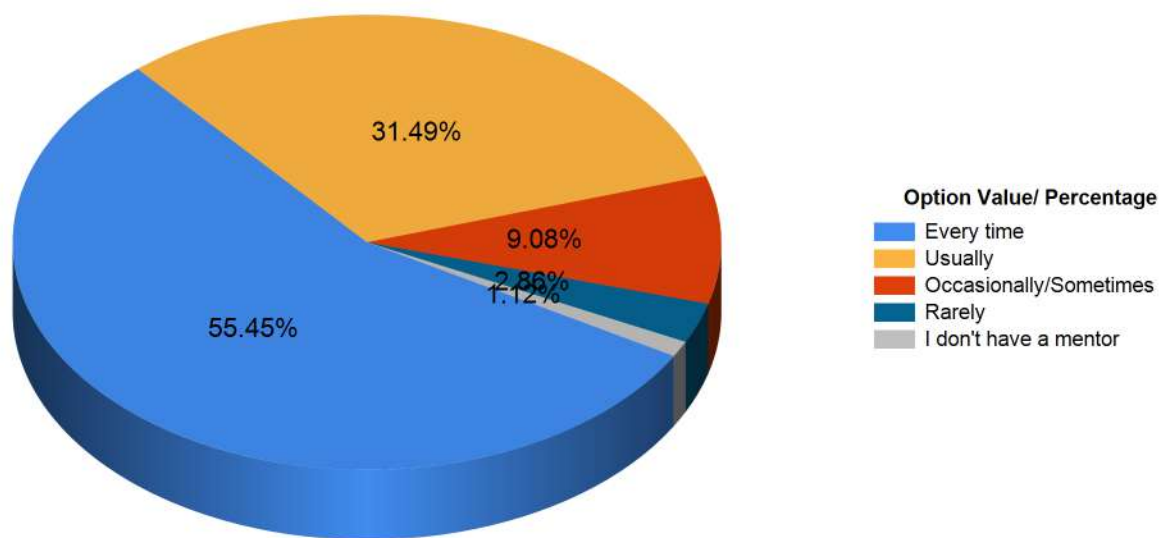


Q.11 Your mentor does a necessary follow-up with an assigned task to you.

- 4- Every time
- 3- Usually
- 2- Occasionally/Sometimes
- 1- Rarely
- 0- I don't have a mentor

Choice Number/ Remark	Students Given Responses
4- Excellent	2913
3- Better	1654
2- Good	477
1- Satisfactory	150
0- Poor	59

Student Given Responses



Q.12 The teachers illustrate the concepts through examples and applications

4- Every time

3- Usually

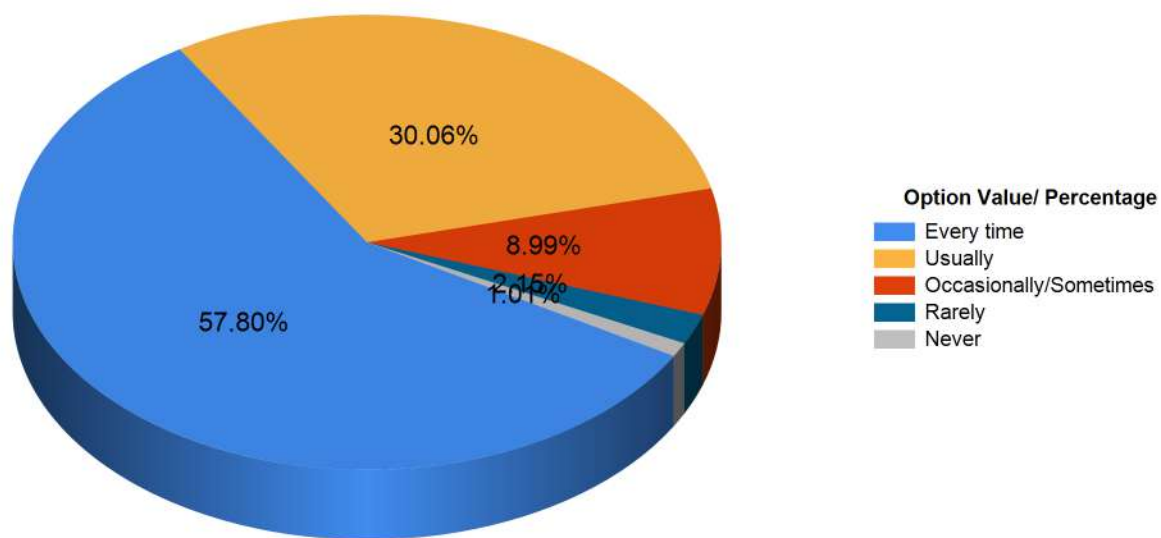
2- Occasionally/Sometimes

1- Rarely

0- Never

Choice Number/ Remark	Students Given Responses
4- Excellent	3036
3- Better	1579
2- Good	472
1- Satisfactory	113
0- Poor	53

Student Given Responses



Q.13 The teachers identify your strengths and encourage you with providing right level of challenges.

4- Fully

3- Reasonably

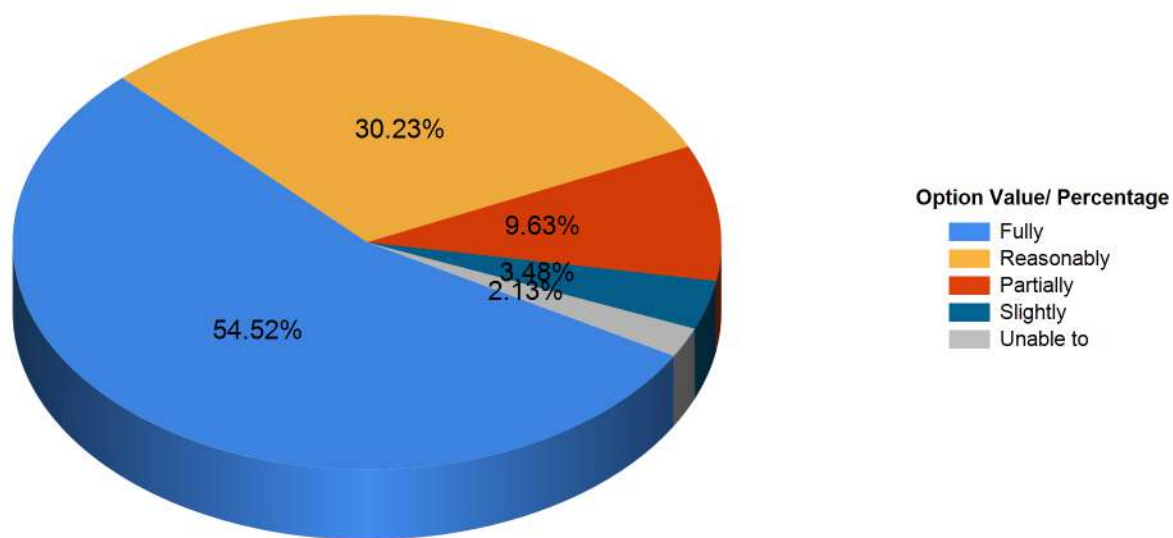
2- Partially

1- Slightly

0- Unable to

Choice Number/ Remark	Students Given Responses
4- Excellent	2864
3- Better	1588
2- Good	506
1- Satisfactory	183
0- Poor	112

Student Given Responses



Q.14 Teachers are able to identify your weaknesses and help you to overcome them

4- Every time

3- Usually

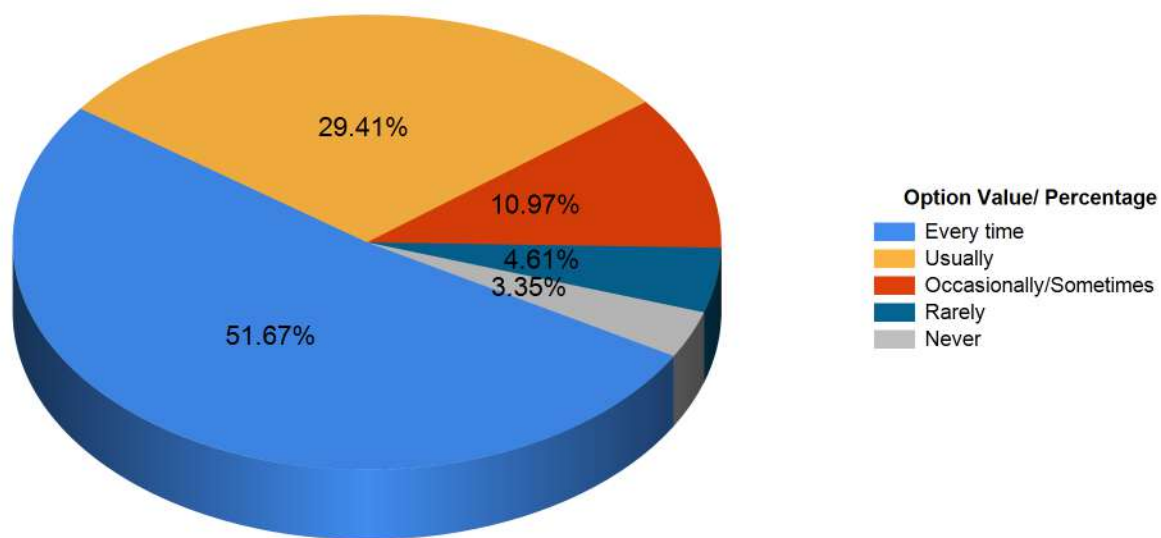
2- Occasionally/Sometimes

1- Rarely

0- Never

Choice Number/ Remark	Students Given Responses
4- Excellent	2714
3- Better	1545
2- Good	576
1- Satisfactory	242
0- Poor	176

Student Given Responses

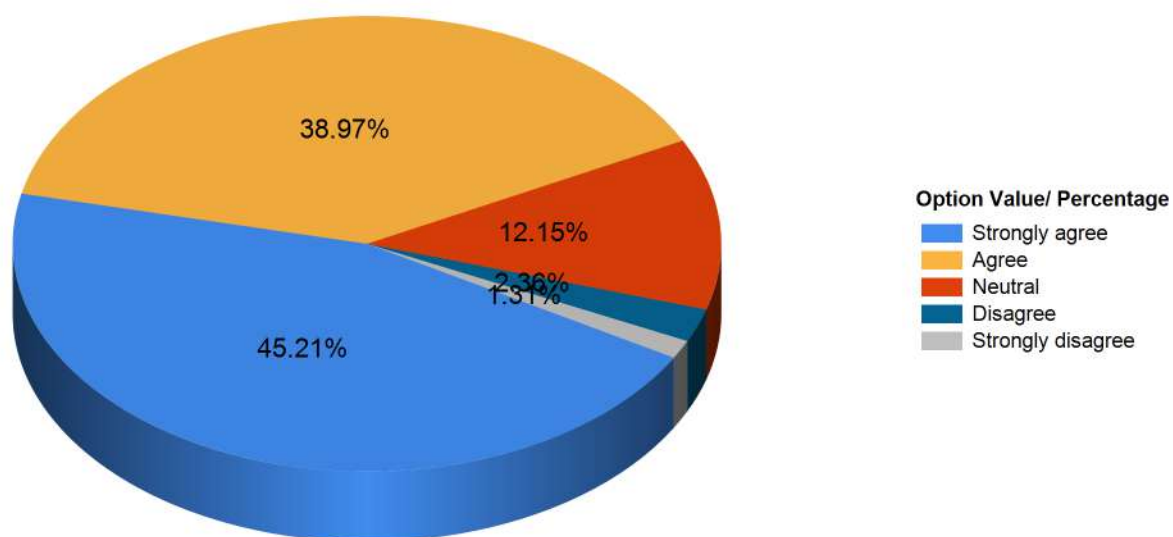


Q.15 The institution makes effort to engage students in the monitoring,review and continuous quality improvement of the teaching learning process

- 4- Strongly agree
- 3- Agree
- 2- Neutral
- 1- Disagree
- 0- Strongly disagree

Choice Number/ Remark	Students Given Responses
4- Excellent	2375
3- Better	2047
2- Good	638
1- Satisfactory	124
0- Poor	69

Student Given Responses



Q.16 The institute/teachers use student centric methods,such as experiential learning,participative learning and problem solving methodologies for enhancing learning experiences

4- To great extent

3- Moderate

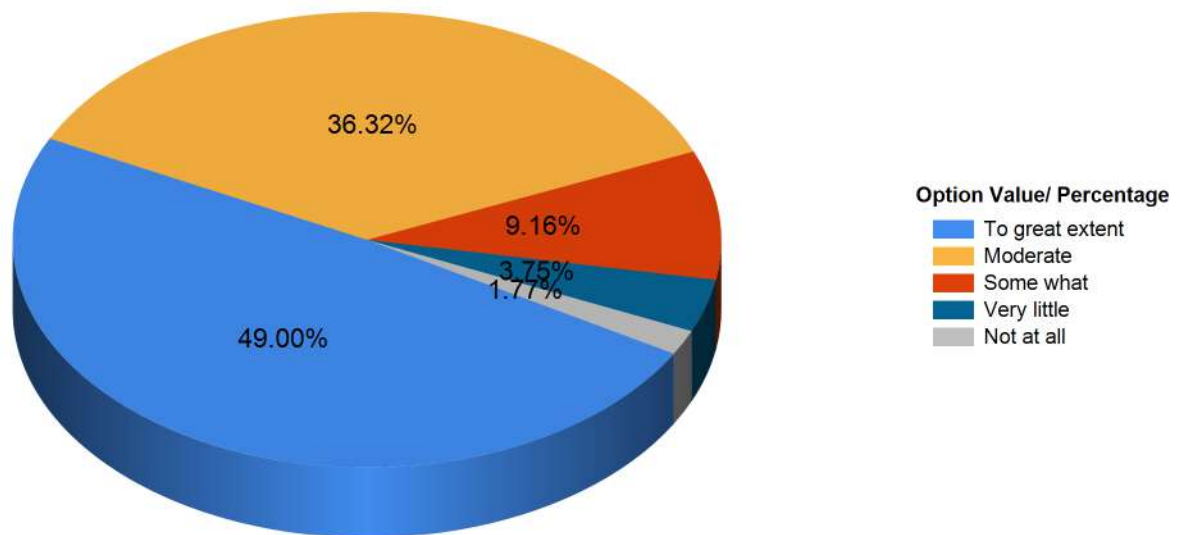
2- Some what

1- Very little

0- Not at all

Choice Number/ Remark	Students Given Responses
4- Excellent	2574
3- Better	1908
2- Good	481
1- Satisfactory	197
0- Poor	93

Student Given Responses



Q.17 Teachers encourage you to participate in extracurricular activities

4- Strongly agree

3- Agree

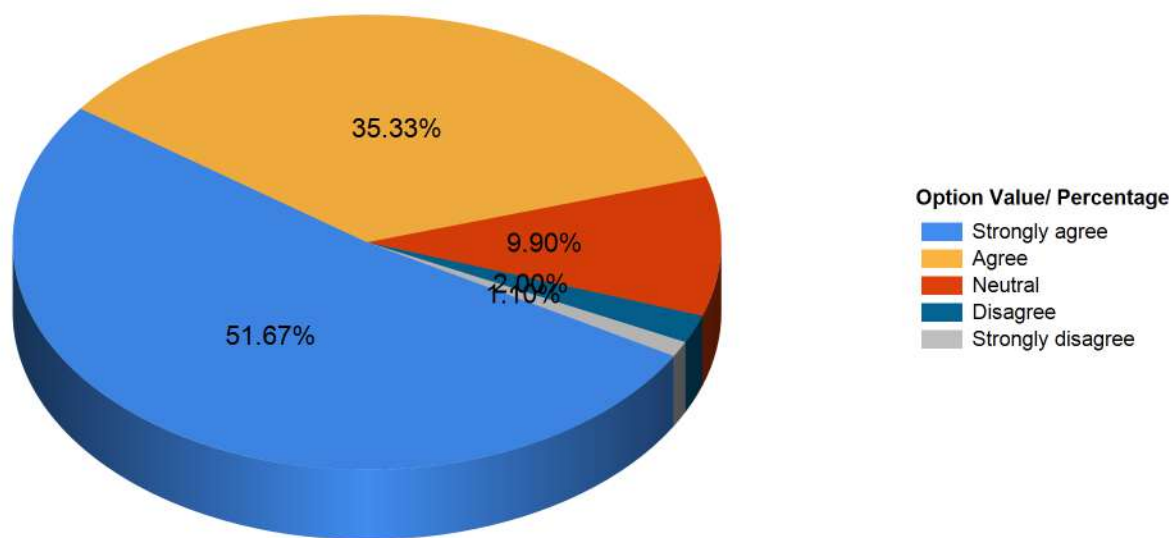
2- Neutral

1- Disagree

0- Strongly disagree

Choice Number/ Remark	Students Given Responses
4- Excellent	2714
3- Better	1856
2- Good	520
1- Satisfactory	105
0- Poor	58

Student Given Responses



Q.18 Effort are made by the institute/teachers to inculcate soft skills and employability skills to make you ready for the world of work

4- To great extent

3- Moderate

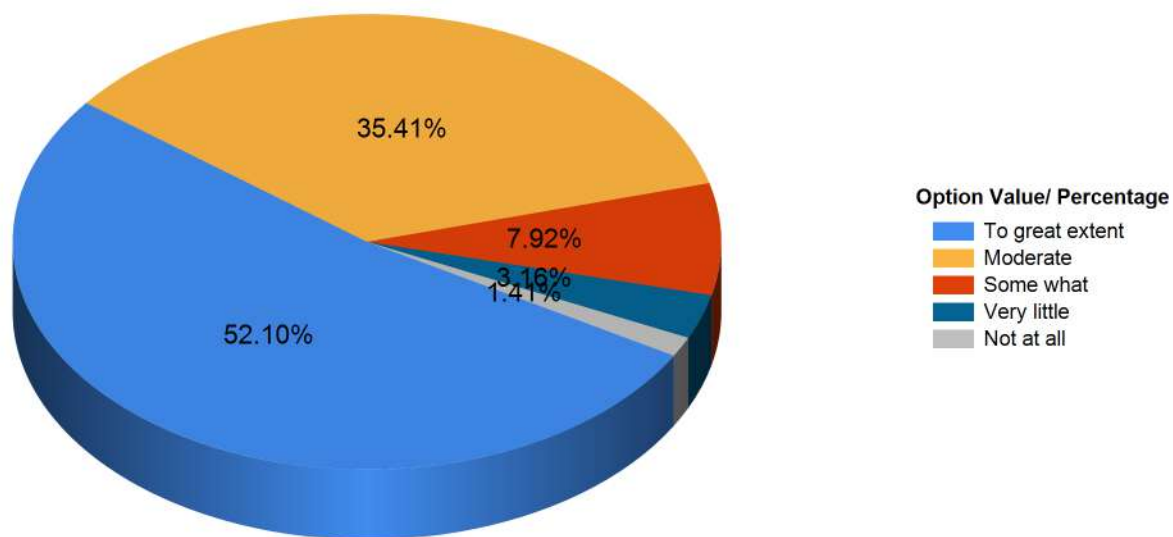
2- Some what

1- Very little

0- Not at all

Choice Number/ Remark	Students Given Responses
4- Excellent	2737
3- Better	1860
2- Good	416
1- Satisfactory	166
0- Poor	74

Student Given Responses

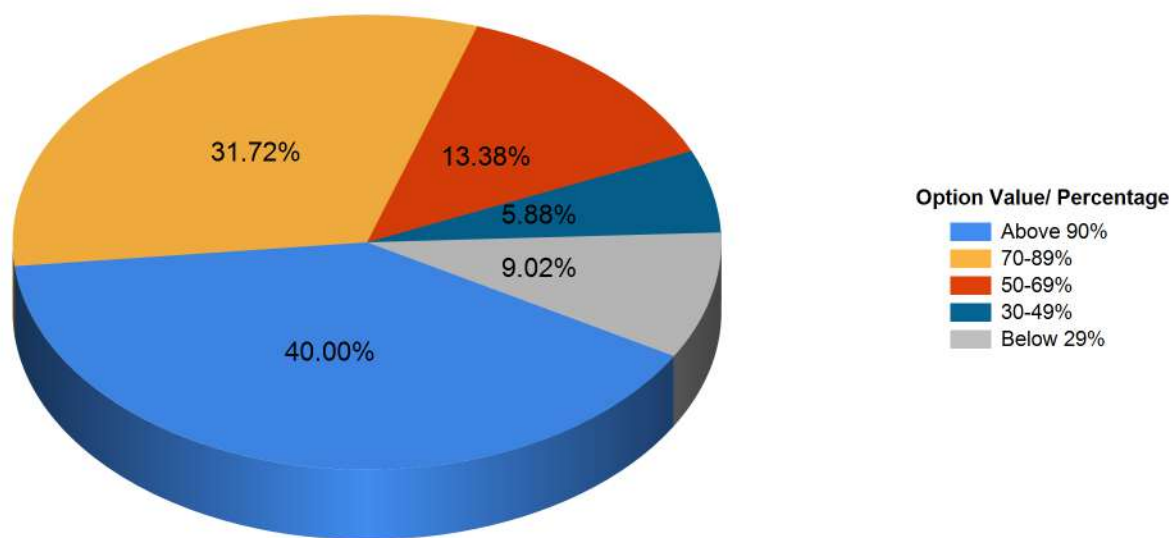


Q.19 What percentage of teachers use ICT tools such as LCD projector, Multimedia, etc. while teaching

- 4- Above 90%
- 3- 70-89%
- 2- 50-69%
- 1- 30-49%
- 0- Below 29%

Choice Number/ Remark	Students Given Responses
4- Excellent	2101
3- Better	1666
2- Good	703
1- Satisfactory	309
0- Poor	474

Student Given Responses



Q.20 The overall quality of teaching-learning process in your institute is very good.

- 4- Strongly agree
- 3- Agree
- 2- Neutral
- 1- Disagree
- 0- Strongly disagree

Choice Number/ Remark	Students Given Responses
4- Excellent	2375
3- Better	2000
2- Good	675
1- Satisfactory	132
0- Poor	71

Student Given Responses

