

Q.1 How much of the syllabus was covered in the class ?

4- 85 to 100%

3- 70 to 84%

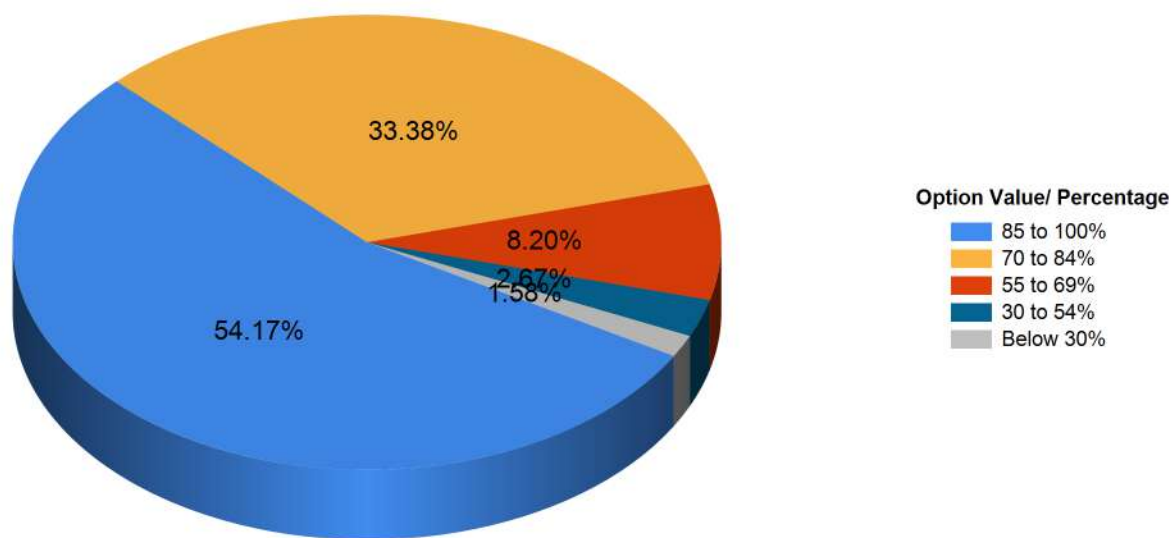
2- 55 to 69%

1- 30 to 54%

0- Below 30%

Choice Number/ Remark	Students Given Responses
4- Excellent	1097
3- Better	676
2- Good	166
1- Satisfactory	54
0- Poor	32

Student Given Responses



Q.2 How well did the teachers prepare for the classes?

4- Thoroughly

3- Satisfactorily

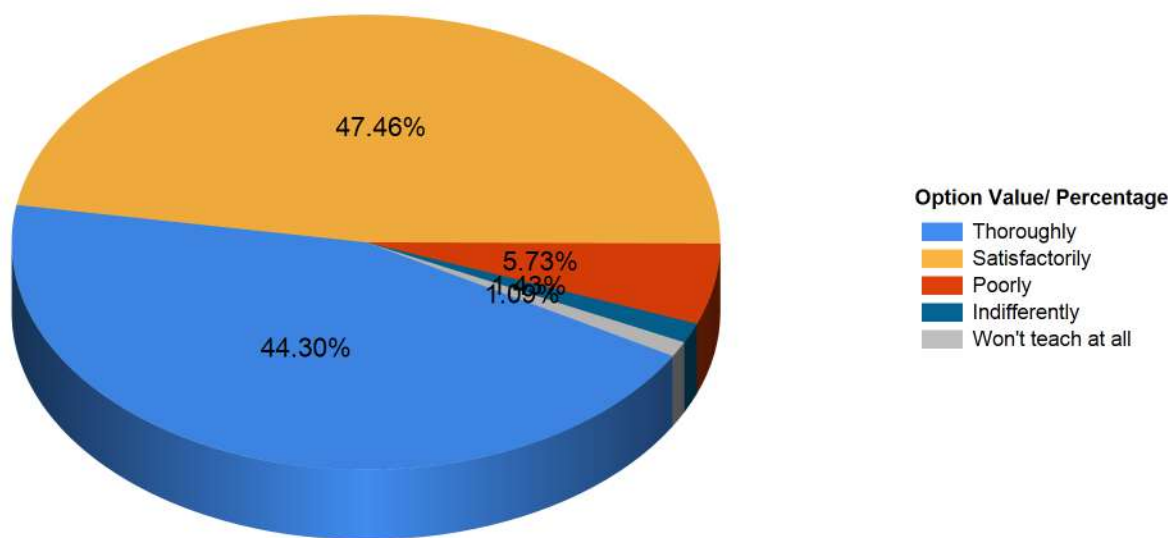
2- Poorly

1- Indifferently

0- Won't teach at all

Choice Number/ Remark	Students Given Responses
4- Excellent	897
3- Better	961
2- Good	116
1- Satisfactory	29
0- Poor	22

Student Given Responses

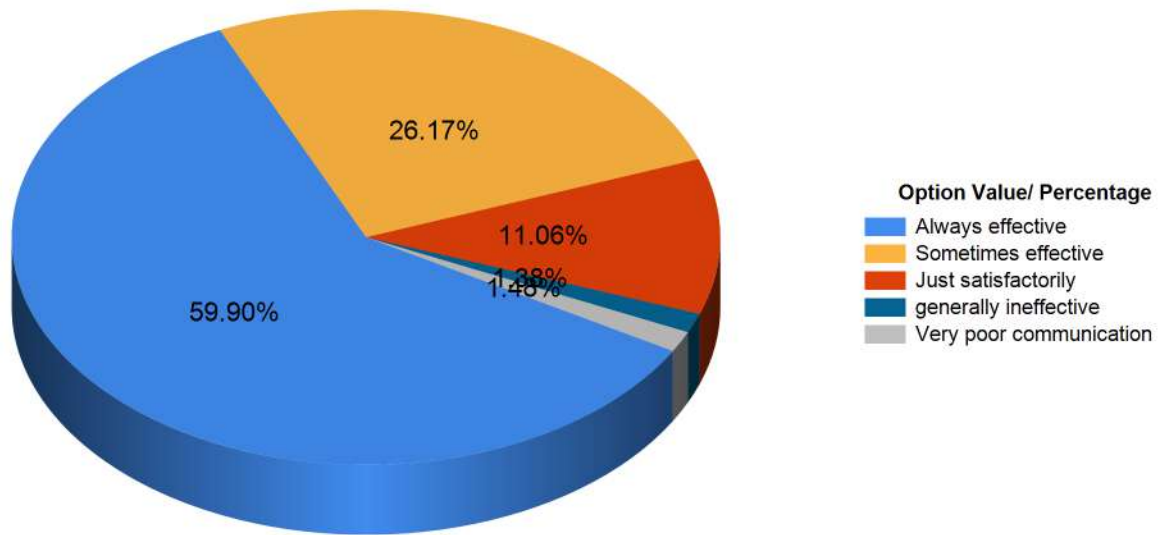


Q.3 How well were the teachers able to communicate?

- 4- Always effective
- 3- Sometimes effective
- 2- Just satisfactorily
- 1- generally ineffective
- 0- Very poor communication

Choice Number/ Remark	Students Given Responses
4- Excellent	1213
3- Better	530
2- Good	224
1- Satisfactory	28
0- Poor	30

Student Given Responses

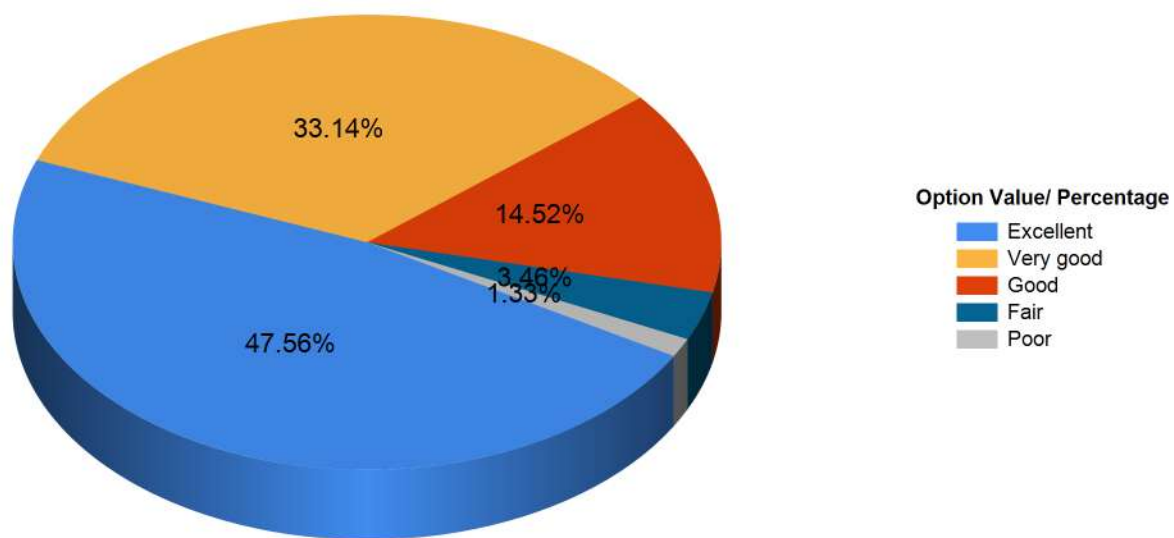


Q.4 The teacher's approach to teaching can best be described as

- 4- Excellent
- 3- Very good
- 2- Good
- 1- Fair
- 0- Poor

Choice Number/ Remark	Students Given Responses
4- Excellent	963
3- Better	671
2- Good	294
1- Satisfactory	70
0- Poor	27

Student Given Responses

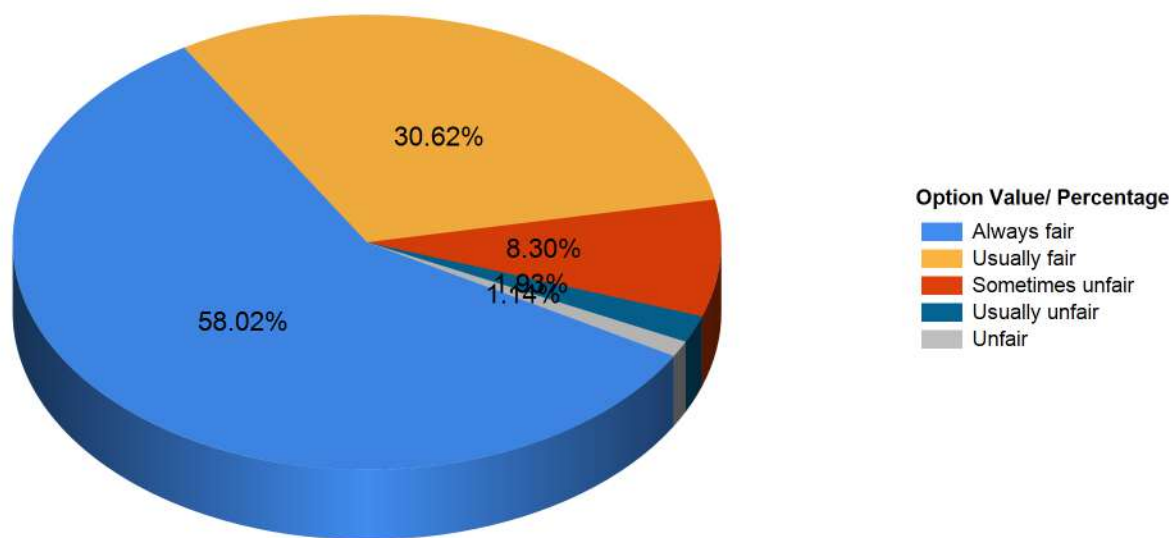


Q.5 Fairness of the internal evaluation process by the teachers.

- 4- Always fair
- 3- Usually fair
- 2- Sometimes unfair
- 1- Usually unfair
- 0- Unfair

Choice Number/ Remark	Students Given Responses
4- Excellent	1175
3- Better	620
2- Good	168
1- Satisfactory	39
0- Poor	23

Student Given Responses



Q.6 Was your performance in assignment discussed with you?

4- Every time

3- Usually

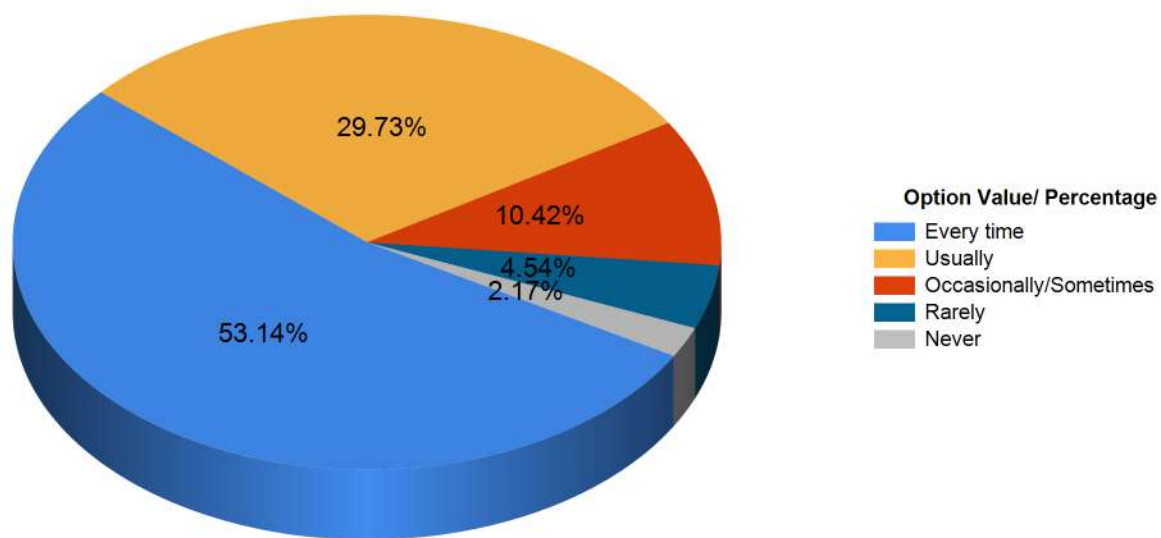
2- Occasionally/Sometimes

1- Rarely

0- Never

Choice Number/ Remark	Students Given Responses
4- Excellent	1076
3- Better	602
2- Good	211
1- Satisfactory	92
0- Poor	44

Student Given Responses

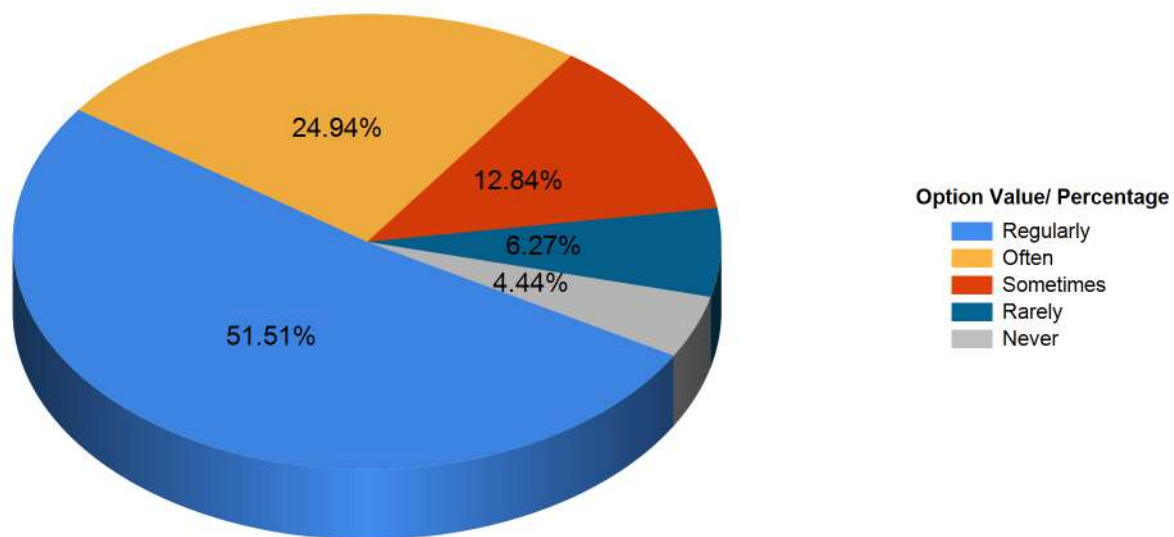


Q.7 The institute takes active interest in promoting intership,student exchange,field visit opportunities for students

- 4- Regularly
- 3- Often
- 2- Sometimes
- 1- Rarely
- 0- Never

Choice Number/ Remark	Students Given Responses
4- Excellent	1043
3- Better	505
2- Good	260
1- Satisfactory	127
0- Poor	90

Student Given Responses

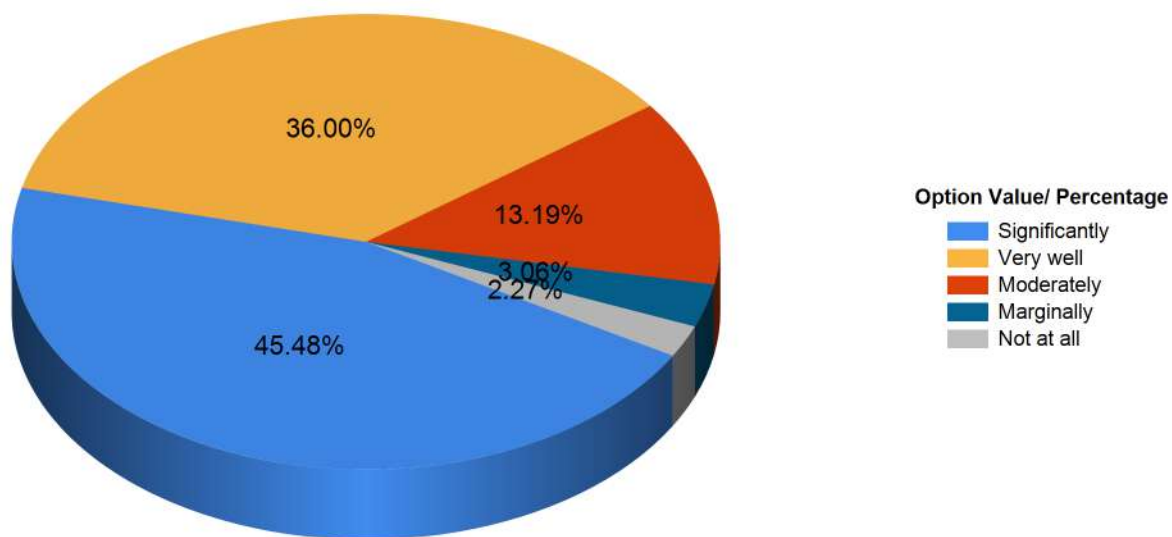


Q.8 The teaching and mentoring process in your institution facilitates you in cognitive, social and emotional growth.

- 4- Significantly
- 3- Very well
- 2- Moderately
- 1- Marginally
- 0- Not at all

Choice Number/ Remark	Students Given Responses
4- Excellent	921
3- Better	729
2- Good	267
1- Satisfactory	62
0- Poor	46

Student Given Responses

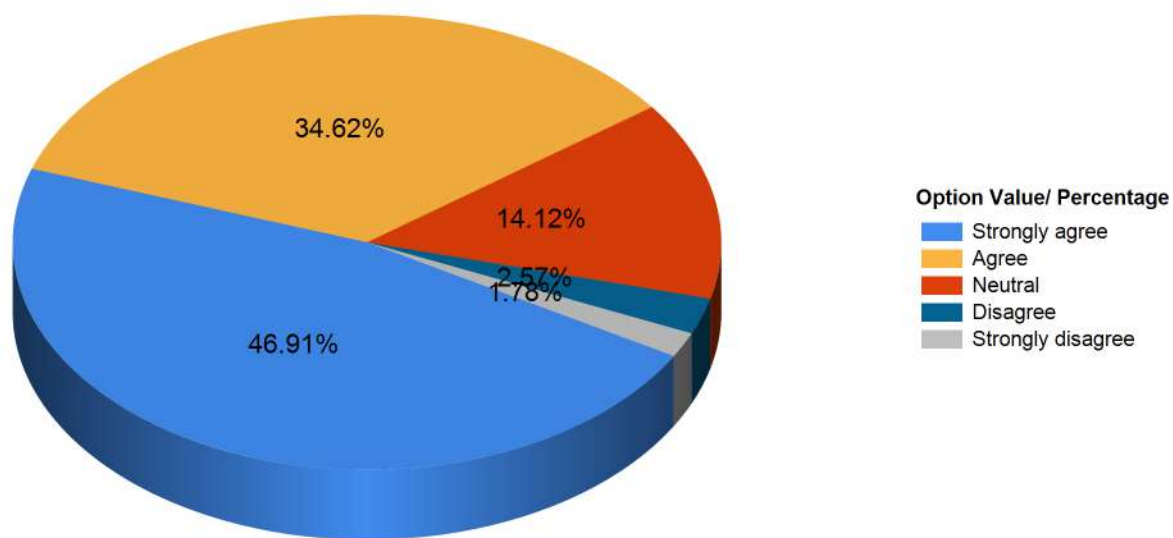


Q.9 The institution provides multiple opportunities to learn and grow.

- 4- Strongly agree
- 3- Agree
- 2- Neutral
- 1- Disagree
- 0- Strongly disagree

Choice Number/ Remark	Students Given Responses
4- Excellent	950
3- Better	701
2- Good	286
1- Satisfactory	52
0- Poor	36

Student Given Responses



Q.10 Teachers inform you about expected competencies, course outcomes and programme outcomes.

4- Every time

3- Usually

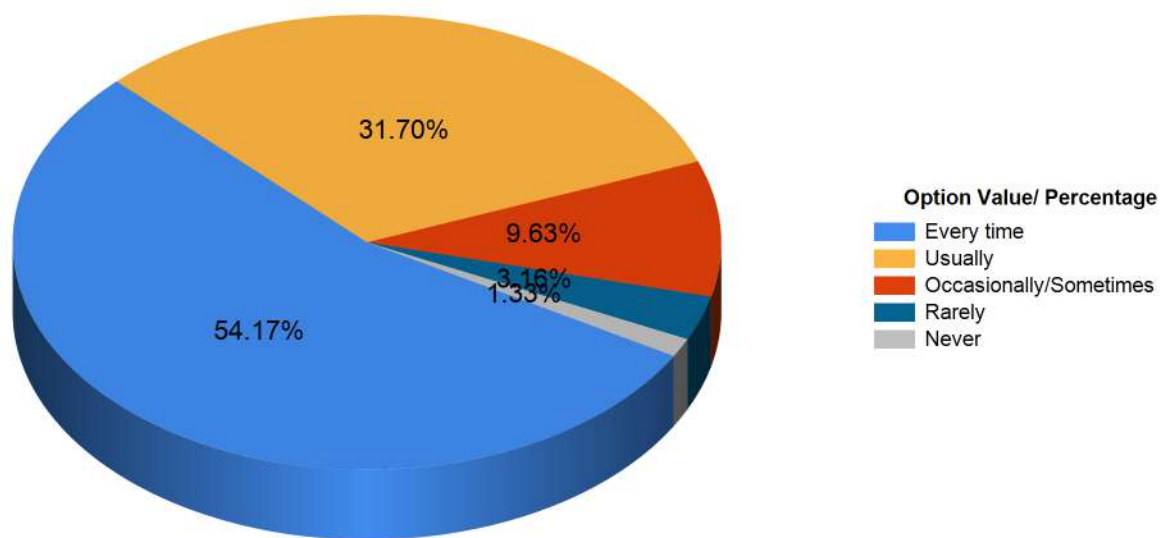
2- Occasionally/Sometimes

1- Rarely

0- Never

Choice Number/ Remark	Students Given Responses
4- Excellent	1097
3- Better	642
2- Good	195
1- Satisfactory	64
0- Poor	27

Student Given Responses

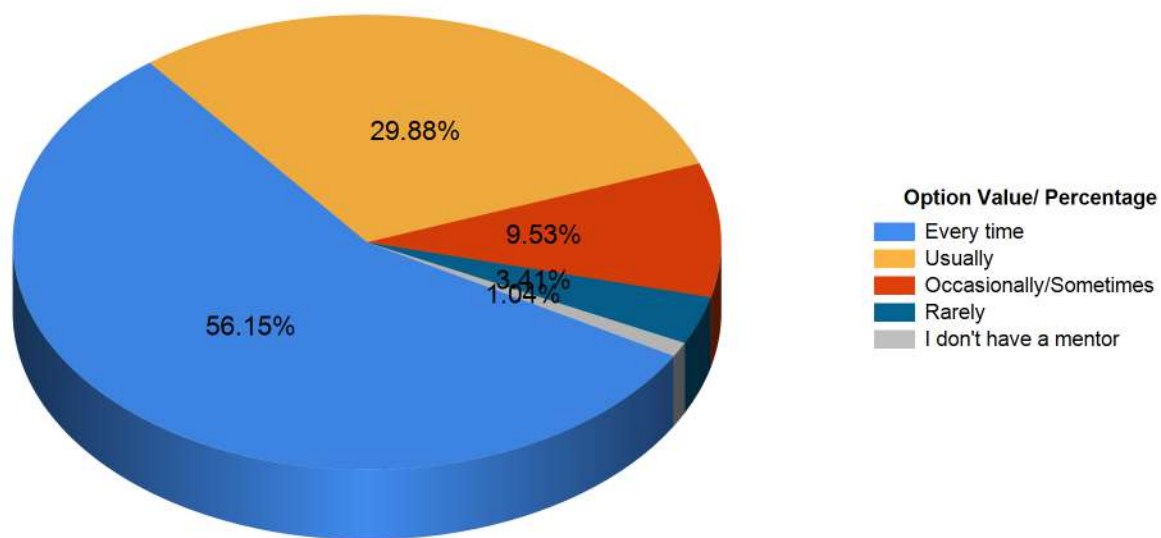


Q.11 Your mentor does a necessary follow-up with an assigned task to you.

- 4- Every time
- 3- Usually
- 2- Occasionally/Sometimes
- 1- Rarely
- 0- I don't have a mentor

Choice Number/ Remark	Students Given Responses
4- Excellent	1137
3- Better	605
2- Good	193
1- Satisfactory	69
0- Poor	21

Student Given Responses



Q.12 The teachers illustrate the concepts through examples and applications

4- Every time

3- Usually

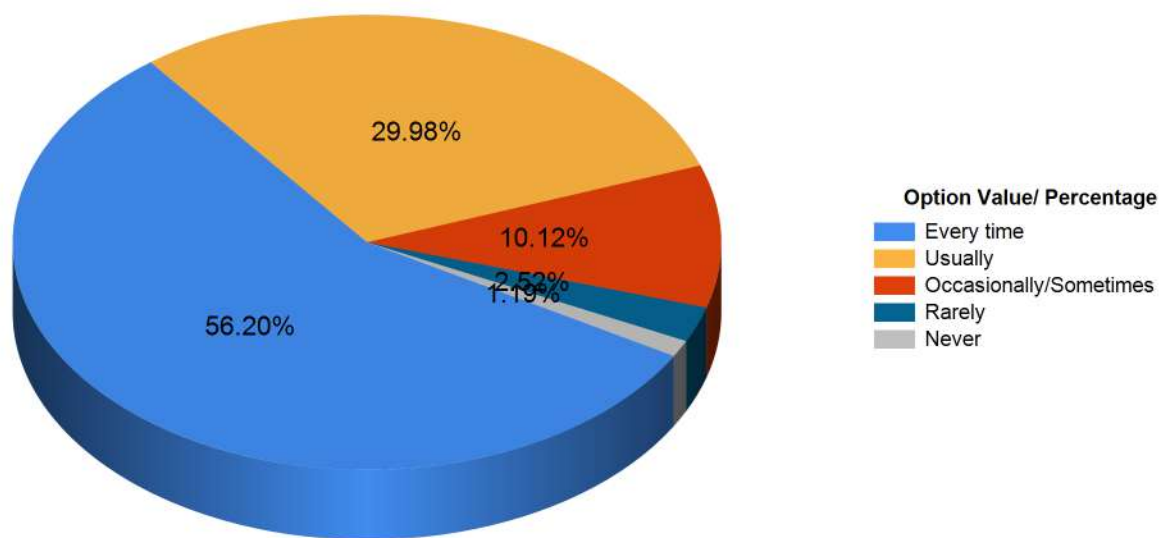
2- Occasionally/Sometimes

1- Rarely

0- Never

Choice Number/ Remark	Students Given Responses
4- Excellent	1138
3- Better	607
2- Good	205
1- Satisfactory	51
0- Poor	24

Student Given Responses



Q.13 The teachers identify your strengths and encourage you with providing right level of challenges.

4- Fully

3- Reasonably

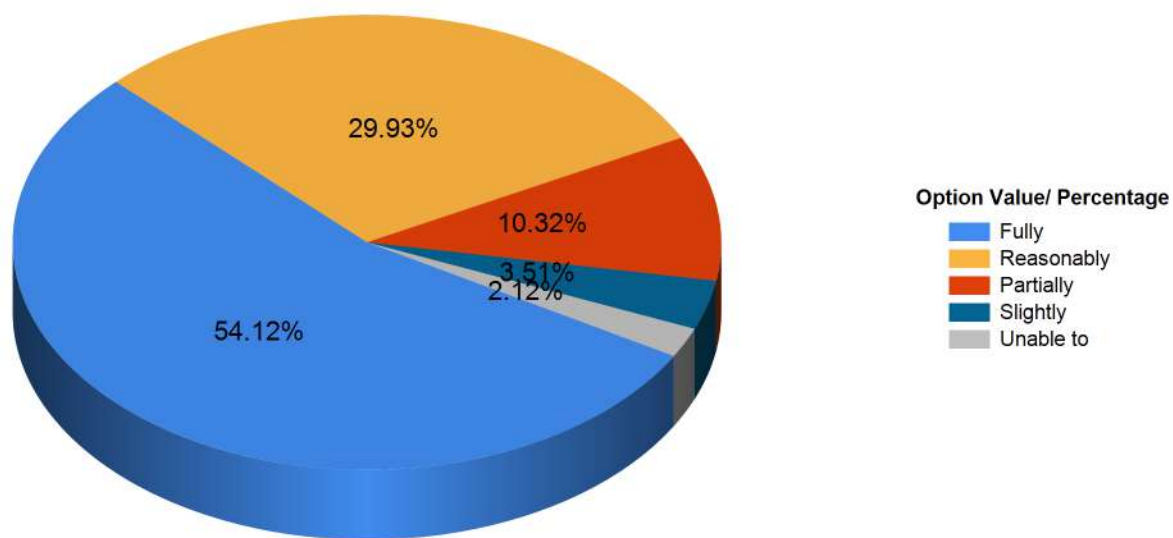
2- Partially

1- Slightly

0- Unable to

Choice Number/ Remark	Students Given Responses
4- Excellent	1096
3- Better	606
2- Good	209
1- Satisfactory	71
0- Poor	43

Student Given Responses



Q.14 Teachers are able to identify your weaknesses and help you to overcome them

4- Every time

3- Usually

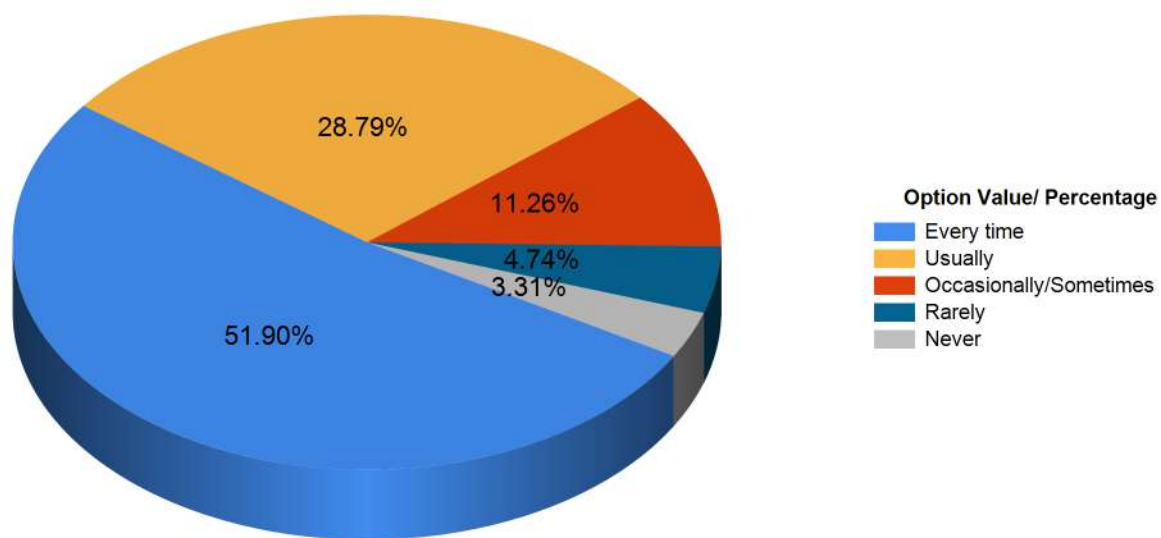
2- Occasionally/Sometimes

1- Rarely

0- Never

Choice Number/ Remark	Students Given Responses
4- Excellent	1051
3- Better	583
2- Good	228
1- Satisfactory	96
0- Poor	67

Student Given Responses

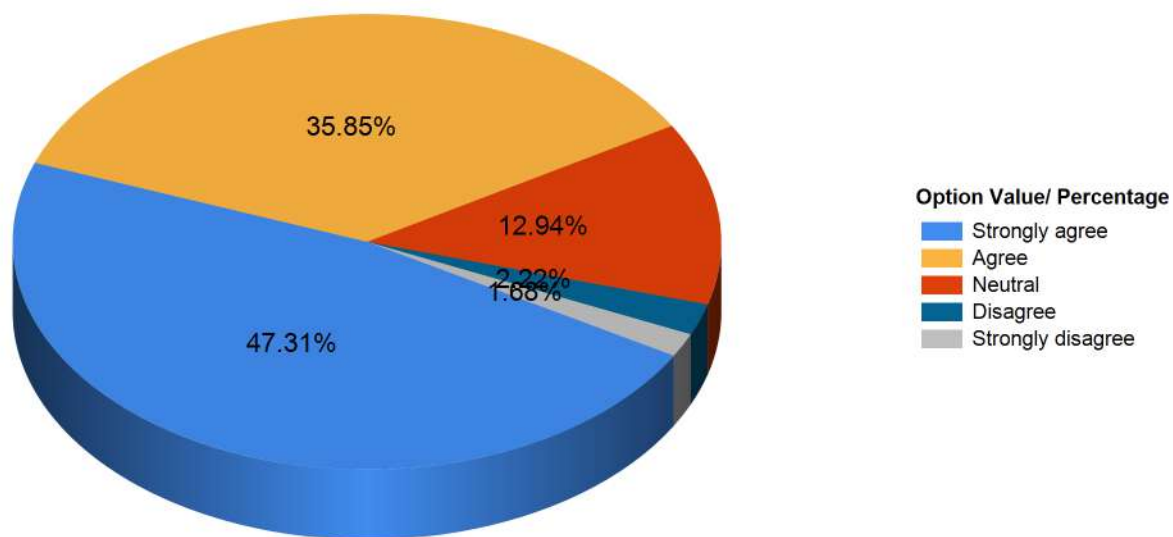


Q.15 The institution makes effort to engage students in the monitoring,review and continuous quality improvement of the teaching learning process

- 4- Strongly agree
- 3- Agree
- 2- Neutral
- 1- Disagree
- 0- Strongly disagree

Choice Number/ Remark	Students Given Responses
4- Excellent	958
3- Better	726
2- Good	262
1- Satisfactory	45
0- Poor	34

Student Given Responses



Q.16 The institute/teachers use student centric methods,such as experiential learning,participative learning and problem solving methodologies for enhancing learning experiences

4- To great extent

3- Moderate

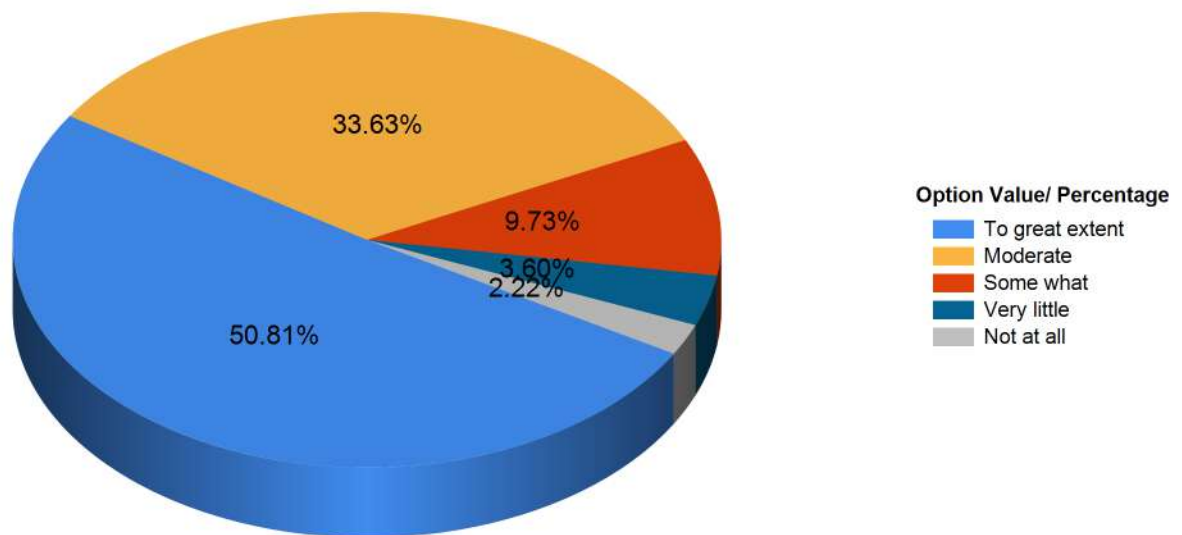
2- Some what

1- Very little

0- Not at all

Choice Number/ Remark	Students Given Responses
4- Excellent	1029
3- Better	681
2- Good	197
1- Satisfactory	73
0- Poor	45

Student Given Responses



Q.17 Teachers encourage you to participate in extracurricular activities

4- Strongly agree

3- Agree

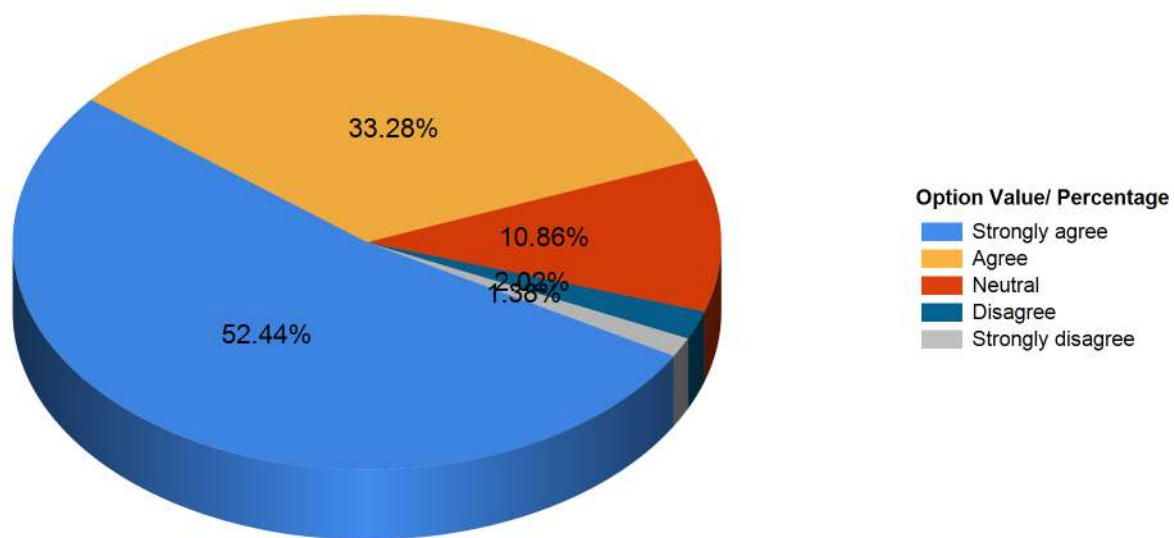
2- Neutral

1- Disagree

0- Strongly disagree

Choice Number/ Remark	Students Given Responses
4- Excellent	1062
3- Better	674
2- Good	220
1- Satisfactory	41
0- Poor	28

Student Given Responses



Q.18 Effort are made by the institute/teachers to inculcate soft skills and employability skills to make you ready for the world of work

4- To great extent

3- Moderate

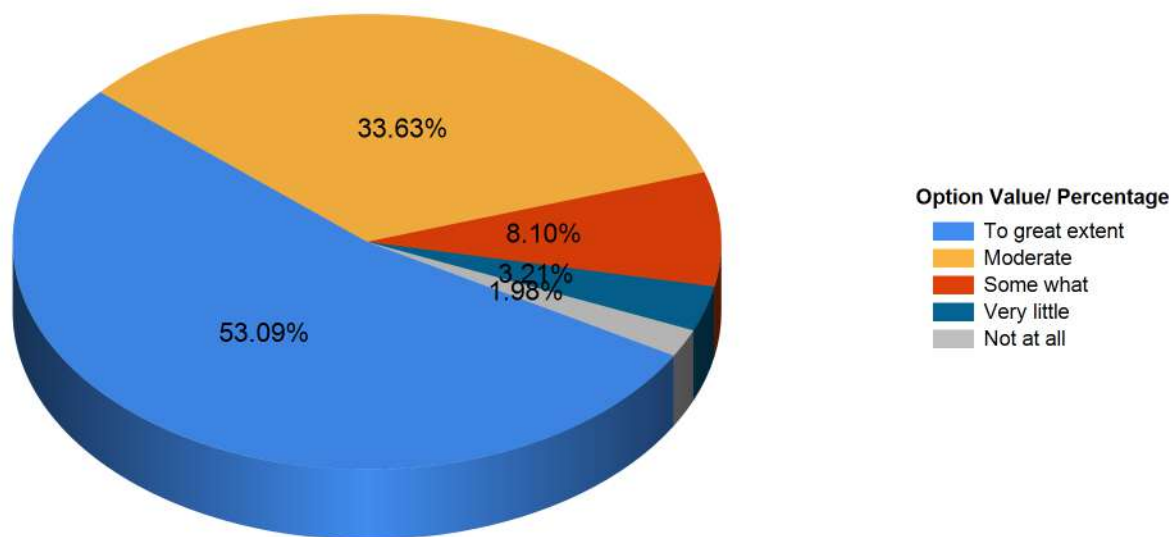
2- Some what

1- Very little

0- Not at all

Choice Number/ Remark	Students Given Responses
4- Excellent	1075
3- Better	681
2- Good	164
1- Satisfactory	65
0- Poor	40

Student Given Responses

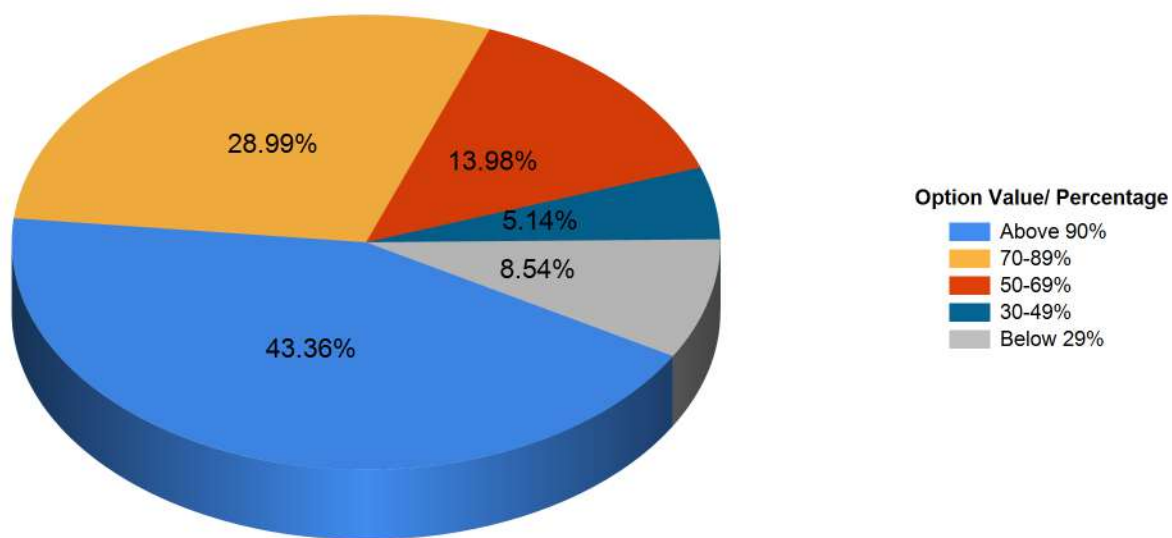


Q.19 What percentage of teachers use ICT tools such as LCD projector, Multimedia, etc. while teaching

- 4- Above 90%
- 3- 70-89%
- 2- 50-69%
- 1- 30-49%
- 0- Below 29%

Choice Number/ Remark	Students Given Responses
4- Excellent	878
3- Better	587
2- Good	283
1- Satisfactory	104
0- Poor	173

Student Given Responses



Q.20 The overall quality of teaching-learning process in your institute is very good.

- 4- Strongly agree
- 3- Agree
- 2- Neutral
- 1- Disagree
- 0- Strongly disagree

Choice Number/ Remark	Students Given Responses
4- Excellent	960
3- Better	713
2- Good	264
1- Satisfactory	49
0- Poor	39

Student Given Responses

