

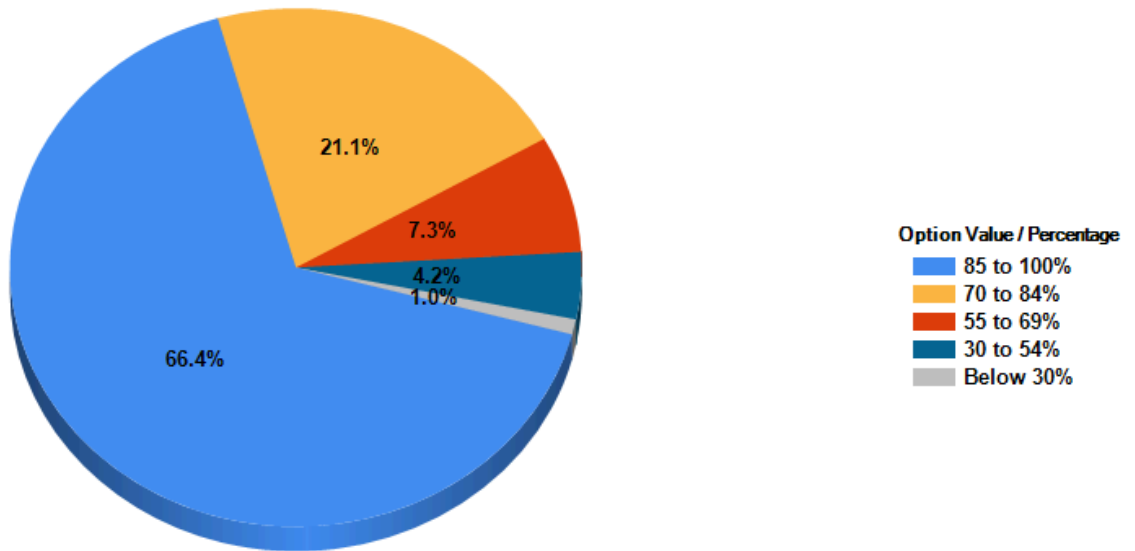


Student Satisfaction Survey Report (A.Y. 2025-26)

Q.1 : How much of the syllabus was covered in the class ?

- 4- 85 to 100%
- 3- 70 to 84%
- 2- 55 to 69%
- 1- 30 to 54%
- 0- Below 30%

Choice Number/ Remark	Students Given Responses
4- Excellent	1527
3- Better	486
2- Good	168
1- Satisfactory	96
0- Poor	22



Q.2 : How well did the teachers prepare for the classes?

4- Thoroughly

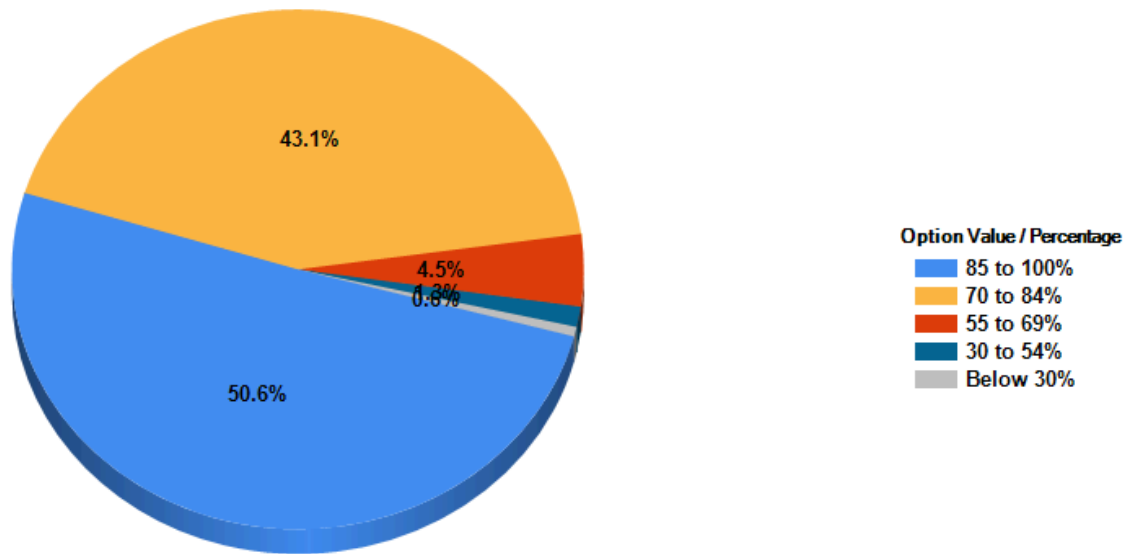
3- Satisfactorily

2- Poorly

1- Indifferently

0- Won't teach at all

Choice Number/ Remark	Students Given Responses
4- Excellent	1163
3- Better	990
2- Good	103
1- Satisfactory	29
0- Poor	14



Q.3 : How well were the teachers able to communicate?

4- Always effective

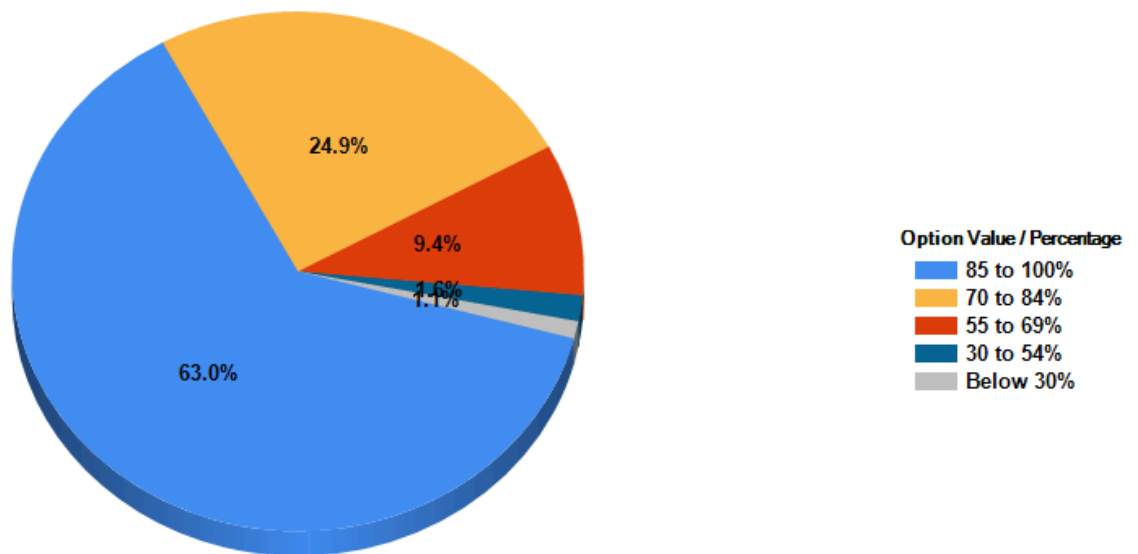
3- Sometimes effective

2- Just satisfactorily

1- Generally ineffective

0- Very poor communication

Choice Number/ Remark	Students Given Responses
4- Excellent	1448
3- Better	572
2- Good	217
1- Satisfactory	37
0- Poor	25



Q.4 : The teacher's approach to teaching can best be described as

4- Every time

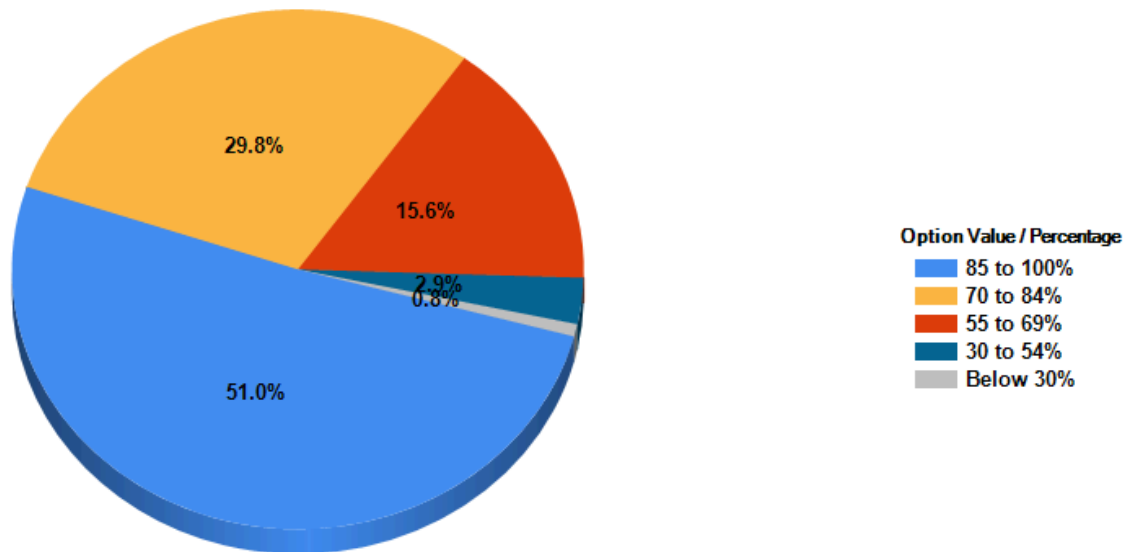
3- Usually

2- Occasionally / Sometimes

1- Rarely

0- Never

Choice Number/ Remark	Students Given Responses
4- Excellent	1172
3- Better	684
2- Good	359
1- Satisfactory	66
0- Poor	18



Q.5 : Fairness of the internal evaluation process by the teachers.

4- Excellent

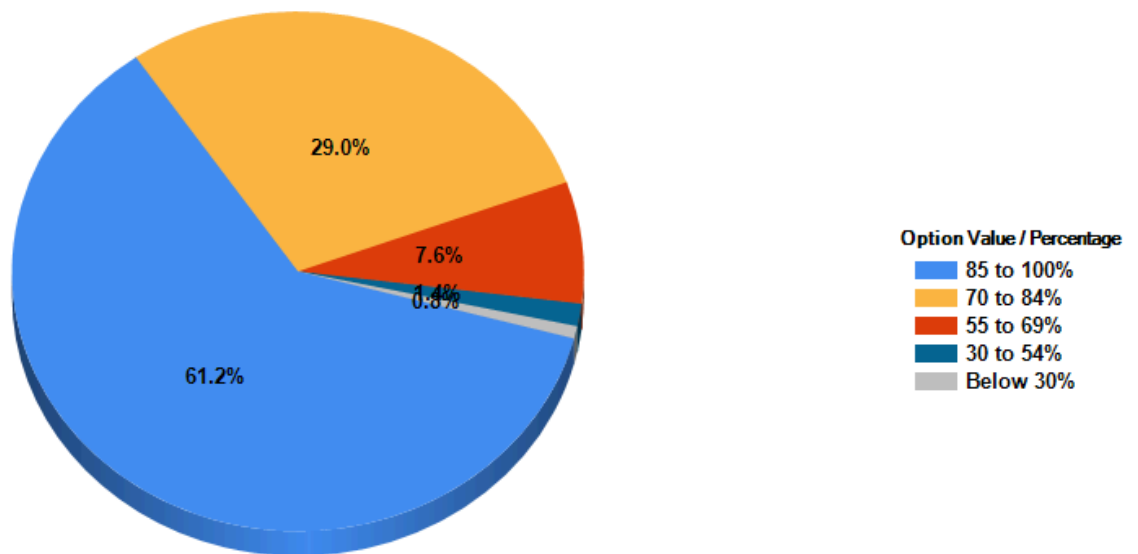
3- Very Good

2- Good

1- Fair

0- Poor

Choice Number/ Remark	Students Given Responses
4- Excellent	1408
3- Better	667
2- Good	174
1- Satisfactory	32
0- Poor	18



Q.6 : Was your performance in assignment discussed with you?

4- Always

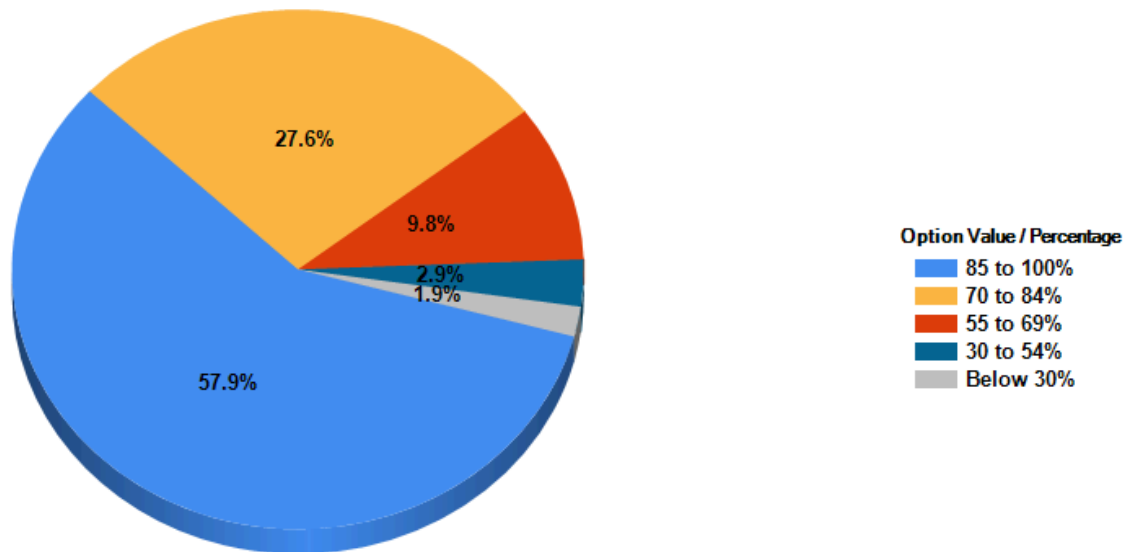
3- Usually

2- Occasionally / Sometimes

1- Rarely

0- Never

Choice Number/ Remark	Students Given Responses
4- Excellent	1330
3- Better	634
2- Good	225
1- Satisfactory	67
0- Poor	43



Q.7 : The institute takes active interest in promoting internship, student exchange, field visit opportunities for students

4- To a great extent

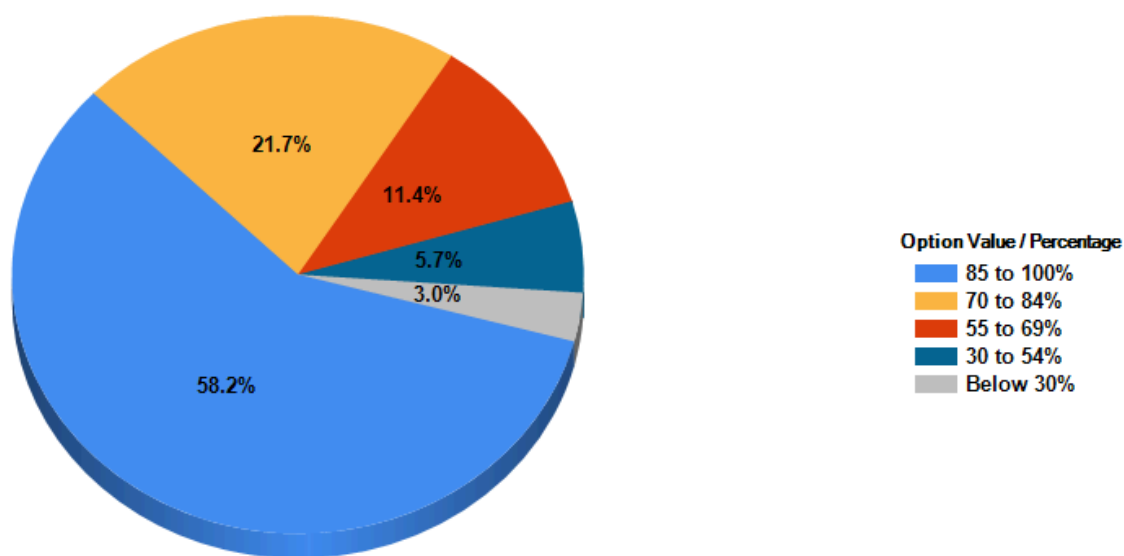
3- Moderate

2- Somewhat

1- Very little

0- Not at all

Choice Number/ Remark	Students Given Responses
4- Excellent	1337
3- Better	499
2- Good	262
1- Satisfactory	131
0- Poor	70



Q.8 : The teaching and mentoring process in your institution facilitates you in cognitive, social and emotional growth.

4- Significantly

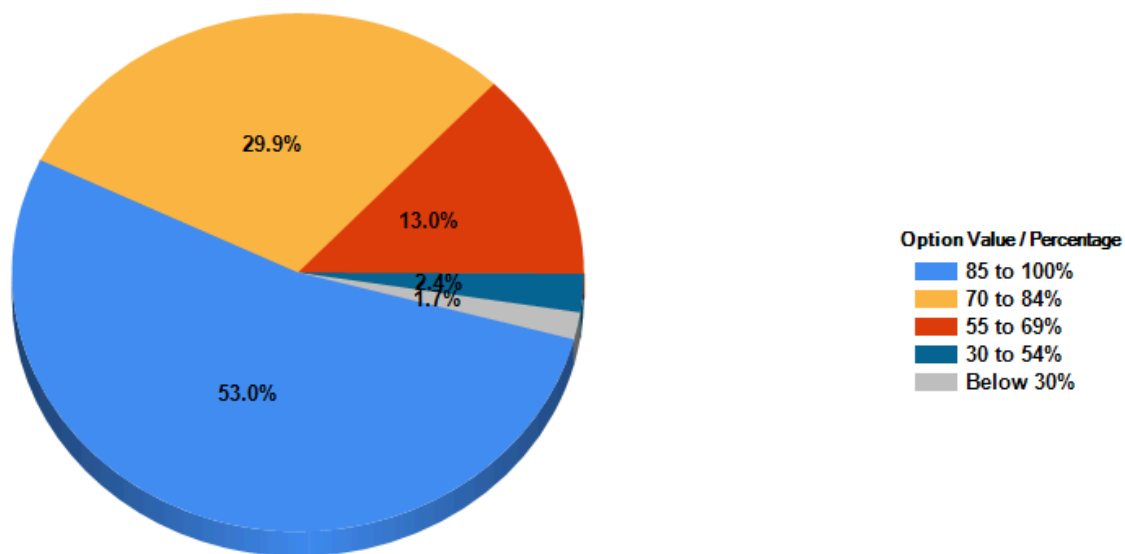
3- Very well

2- Moderately

1- Marginally

0- Not at all

Choice Number/ Remark	Students Given Responses
4- Excellent	1218
3- Better	687
2- Good	300
1- Satisfactory	55
0- Poor	39



Q.9 : The institution provides multiple opportunities to learn and grow.

4- Strongly agree

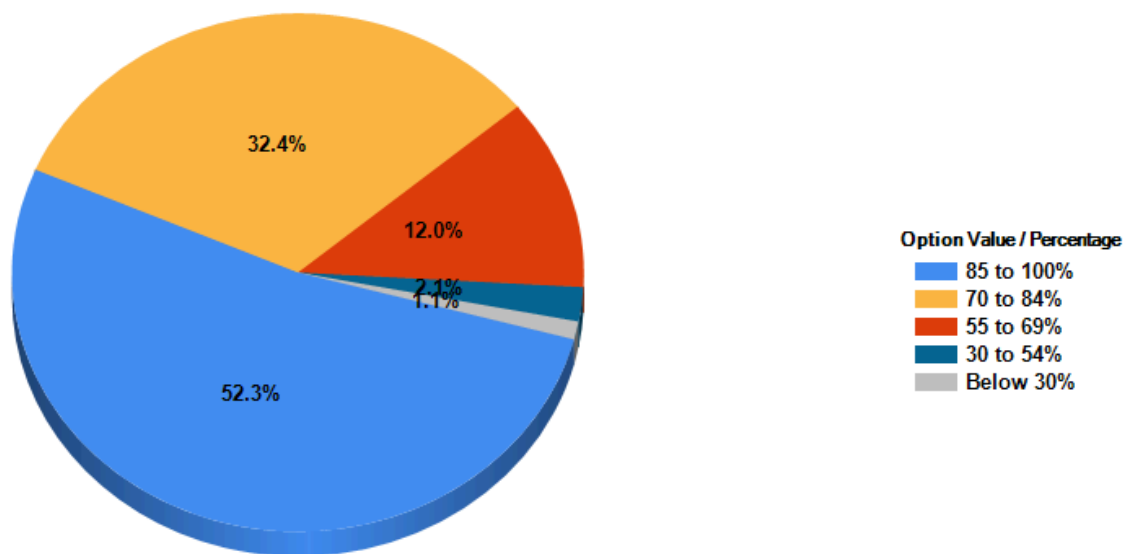
3- Agree

2- Neutral

1- Disagree

0- Strongly disagree

Choice Number/ Remark	Students Given Responses
4- Excellent	1203
3- Better	746
2- Good	275
1- Satisfactory	49
0- Poor	26



Q.10 : Teachers inform you about expected competencies, course outcomes and programme outcomes.

4- Every time

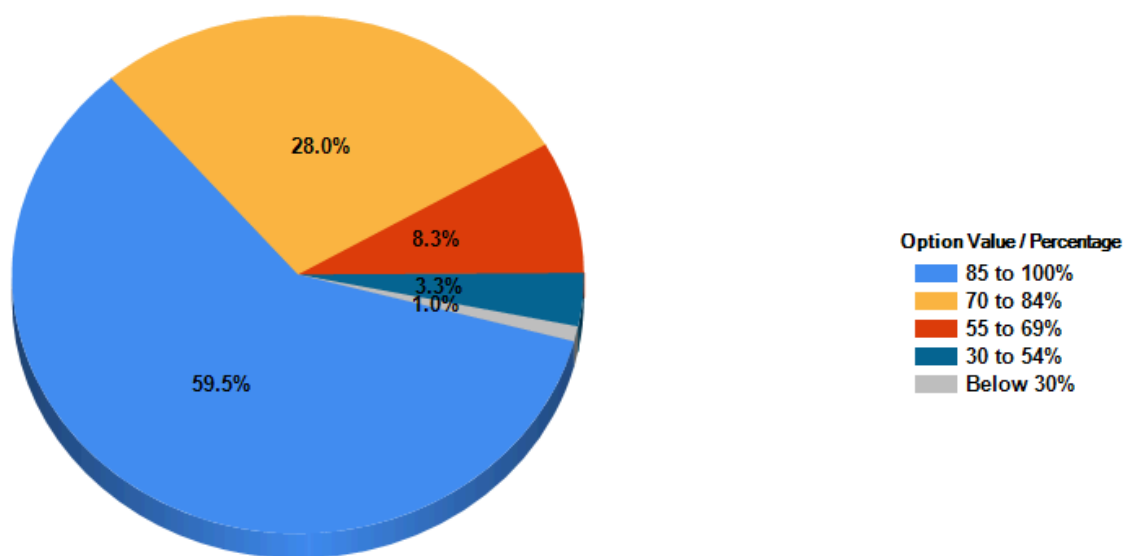
3- Usually

2- Occasionally / Sometimes

1- Rarely

0- Never

Choice Number/ Remark	Students Given Responses
4- Excellent	1368
3- Better	643
2- Good	190
1- Satisfactory	76
0- Poor	22



Q.11 : Your mentor does a necessary follow-up with an assigned task to you.

4- Strongly agree

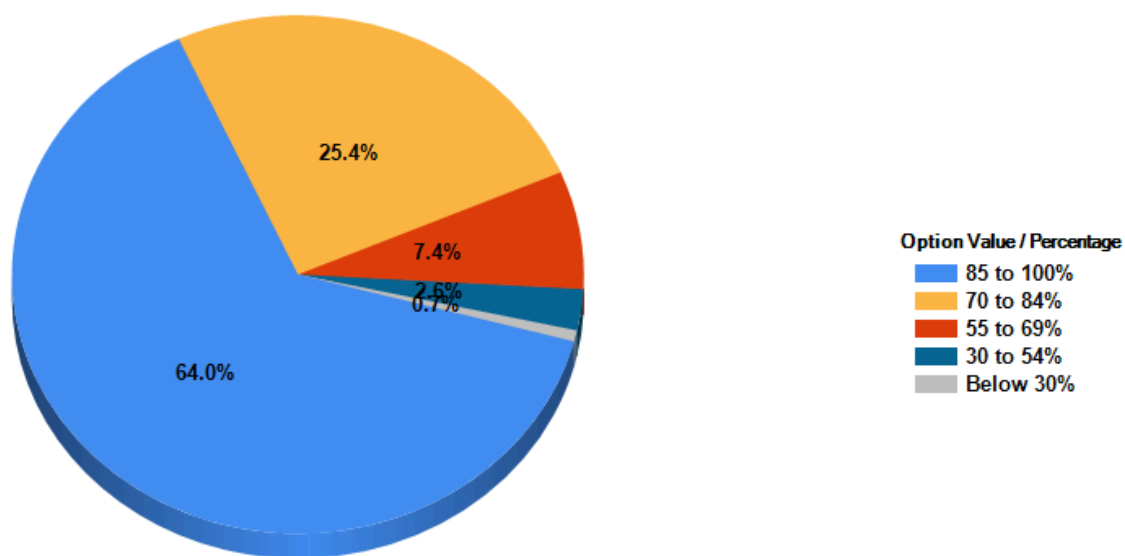
3- Agree

2- Neutral

1- Disagree

0- Strongly disagree

Choice Number/ Remark	Students Given Responses
4- Excellent	1471
3- Better	584
2- Good	169
1- Satisfactory	59
0- Poor	16



Q.12 : The teachers illustrate the concepts through examples and applications

4- Excellent

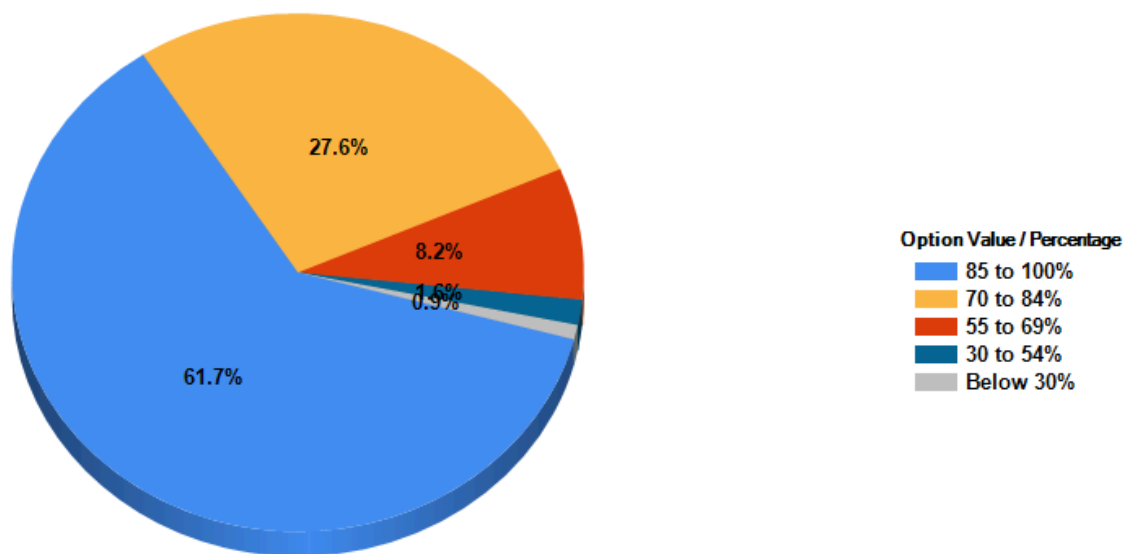
3- Very Good

2- Good

1- Fair

0- Poor

Choice Number/ Remark	Students Given Responses
4- Excellent	1419
3- Better	634
2- Good	189
1- Satisfactory	36
0- Poor	21



Q.13 : The teachers identify your strengths and encourage you with providing right level of challenges.

4- Every time

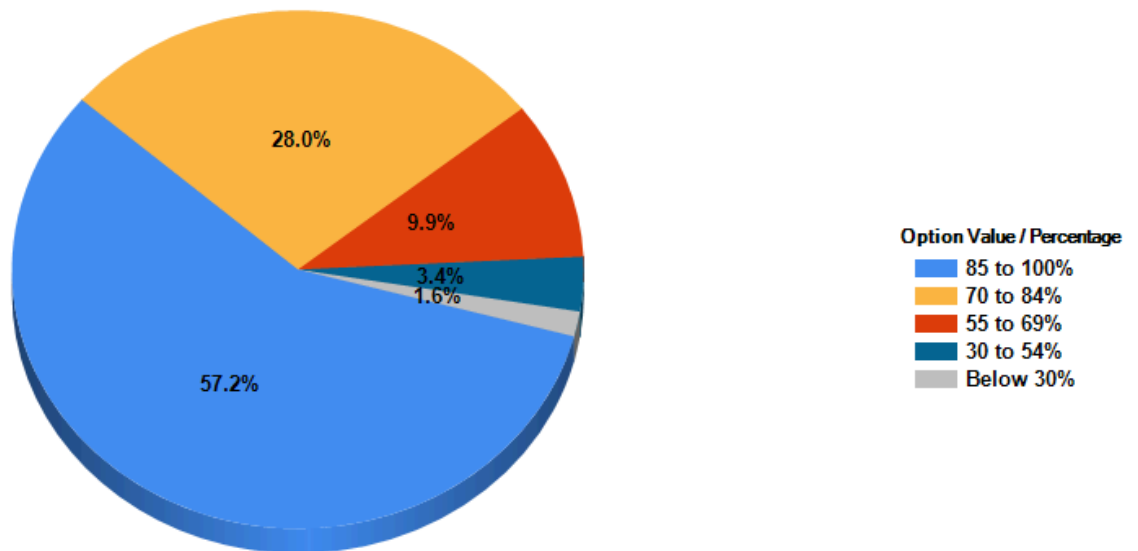
3- Usually

2- Occasionally / Sometimes

1- Rarely

0- Never

Choice Number/ Remark	Students Given Responses
4- Excellent	1315
3- Better	643
2- Good	227
1- Satisfactory	78
0- Poor	36



Q.14 : Teachers are able to identify your weaknesses and help you to overcome them

4- Strongly agree

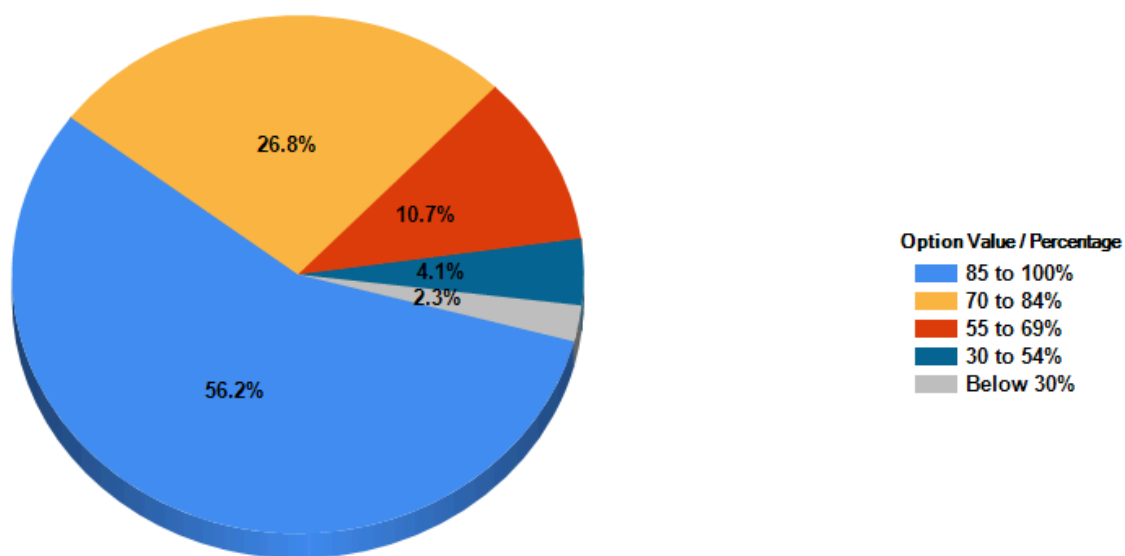
3- Agree

2- Neutral

1- Disagree

0- Strongly disagree

Choice Number/ Remark	Students Given Responses
4- Excellent	1292
3- Better	615
2- Good	245
1- Satisfactory	95
0- Poor	52



Q.15 : The institution makes effort to engage students in the monitoring,review and continuous quality improvement of the teaching learning process

4- Strongly agree

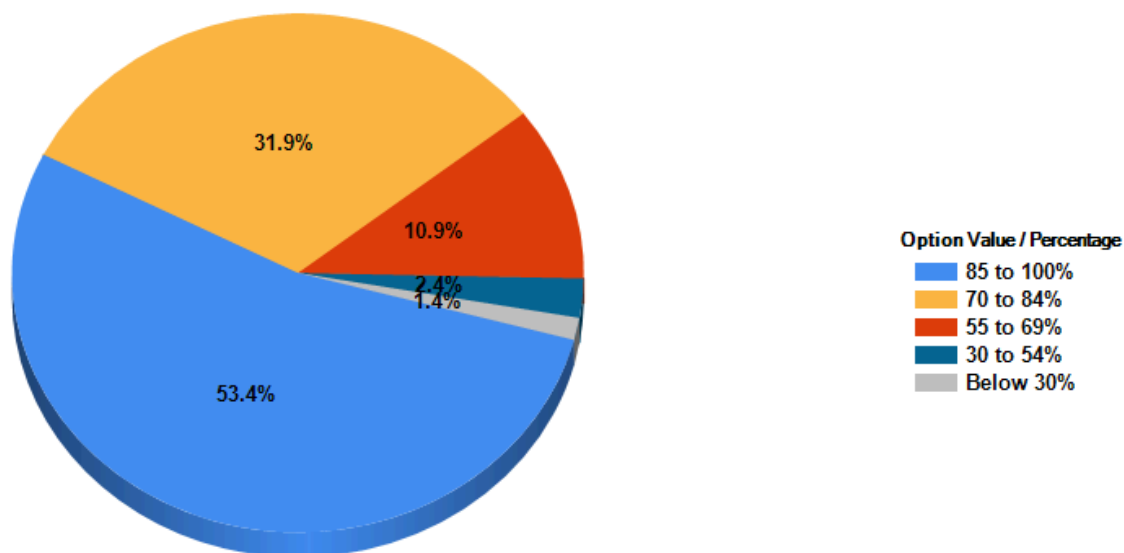
3- Agree

2- Neutral

1- Disagree

0- Strongly disagree

Choice Number/ Remark	Students Given Responses
4- Excellent	1227
3- Better	734
2- Good	250
1- Satisfactory	56
0- Poor	32



Q.16 : The institute/teachers use student centric methods,such as experiential learning,participative learning and problem solving methodologies for enhancing learning experiences

4- Strongly agree

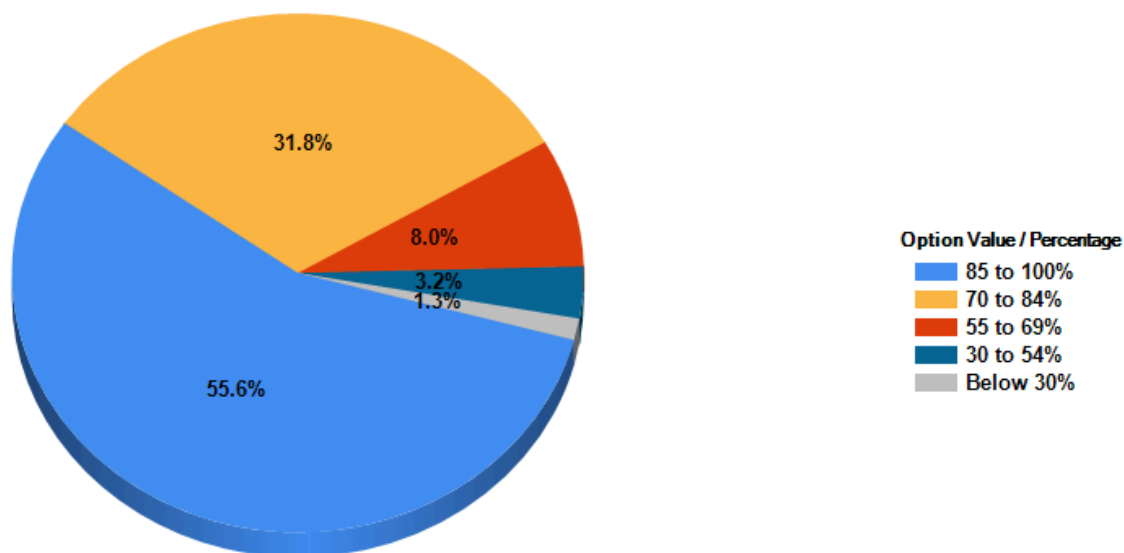
3- Agree

2- Neutral

1- Disagree

0- Strongly disagree

Choice Number/ Remark	Students Given Responses
4- Excellent	1279
3- Better	731
2- Good	184
1- Satisfactory	74
0- Poor	31



Q.17 : Teachers encourage you to participate in extracurricular activities

4- Strongly agree

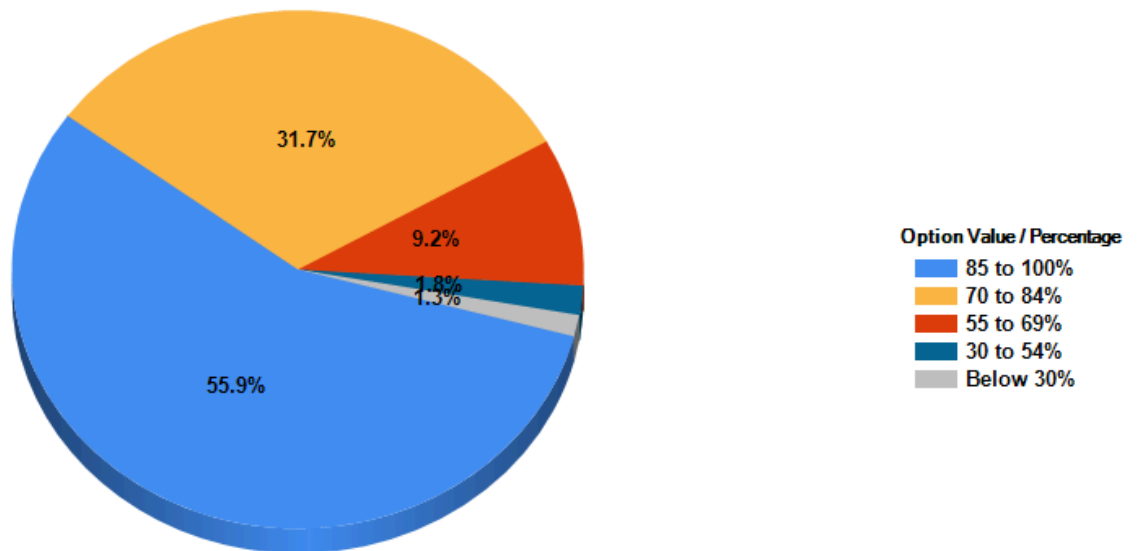
3- Agree

2- Neutral

1- Disagree

0- Strongly disagree

Choice Number/ Remark	Students Given Responses
4- Excellent	1286
3- Better	728
2- Good	212
1- Satisfactory	42
0- Poor	31



Q.18 : Effort are made by the institute/teachers to inculcate soft skills and employability skills to make you ready for the world of work

4- Strongly agree

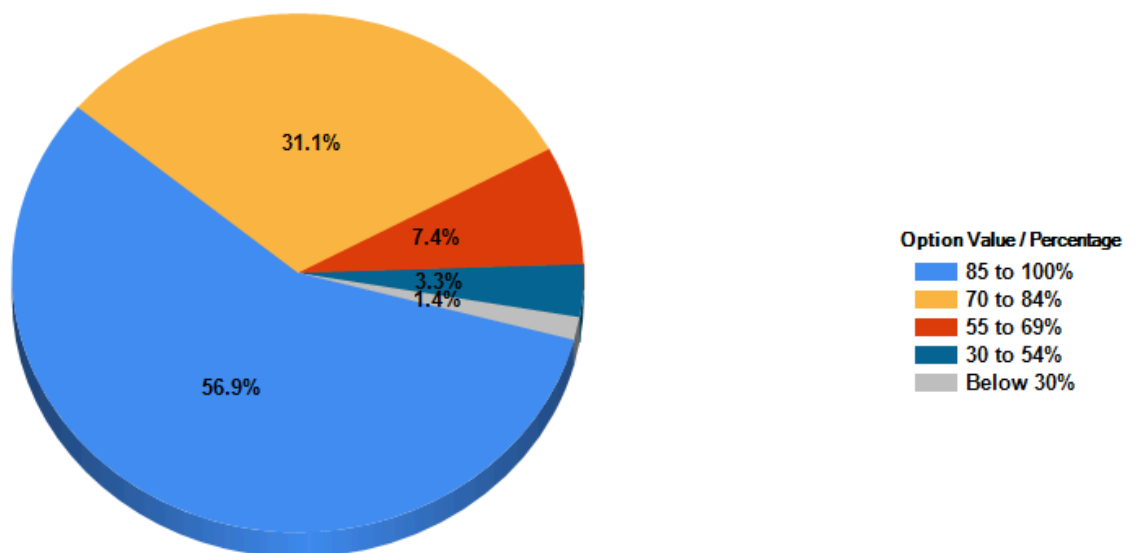
3- Agree

2- Neutral

1- Disagree

0- Strongly disagree

Choice Number/ Remark	Students Given Responses
4- Excellent	1307
3- Better	714
2- Good	170
1- Satisfactory	75
0- Poor	33



Q.19 : What percentage of teachers use ICT tools such as LCD projector, Multimedia, etc. while teaching

4- Excellent

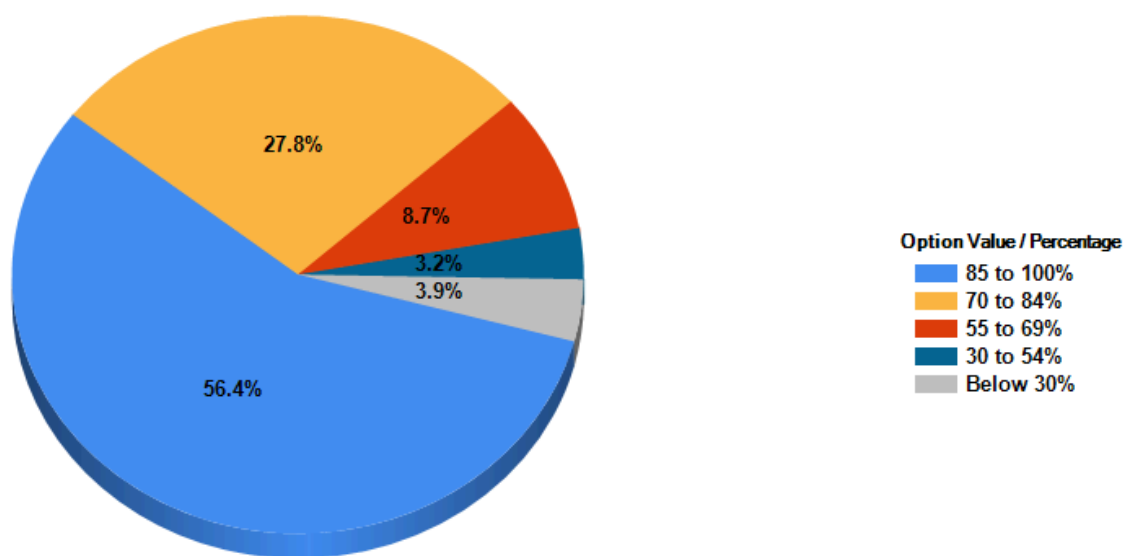
3- Very Good

2- Good

1- Fair

0- Poor

Choice Number/ Remark	Students Given Responses
4- Excellent	1297
3- Better	639
2- Good	201
1- Satisfactory	73
0- Poor	89



Q.20 : The overall quality of teaching-learning process in your institute is very good.

4- Strongly agree

3- Agree

2- Neutral

1- Disagree

0- Strongly disagree

Choice Number/ Remark	Students Given Responses
4- Excellent	1207
3- Better	738
2- Good	277
1- Satisfactory	49
0- Poor	28

