

Q.1 How much of the syllabus was covered in the class ?

4- 85 to 100%

3- 70 to 84%

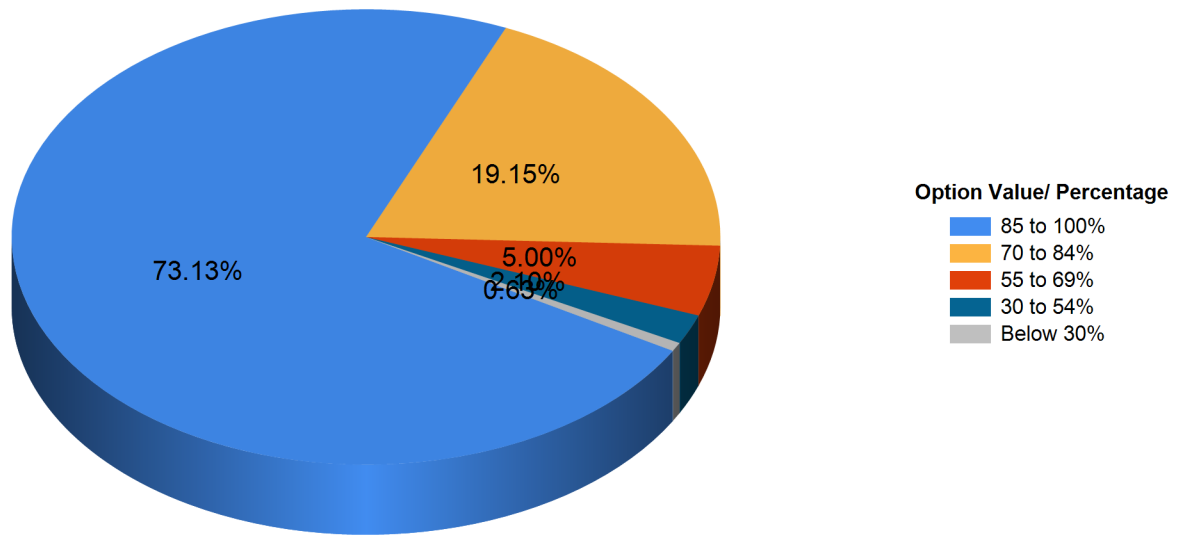
2- 55 to 69%

1- 30 to 54%

0- Below 30%

Choice Number/ Remark	Students Given Responses
4- Excellent	1287
3- Better	337
2- Good	88
1- Satisfactory	37
0- Poor	11

Student Given Responses



Q.2 How well did the teachers prepare for the classes?

4- Thoroughly

3- Satisfactorily

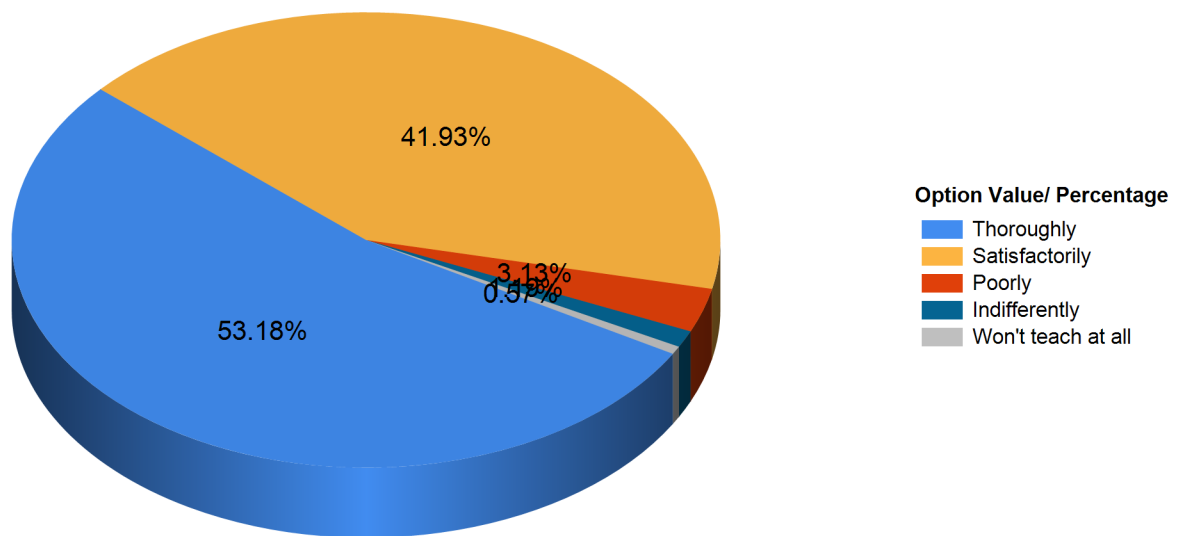
2- Poorly

1- Indifferently

0- Won't teach at all

Choice Number/ Remark	Students Given Responses
4- Excellent	936
3- Better	738
2- Good	55
1- Satisfactory	21
0- Poor	10

Student Given Responses

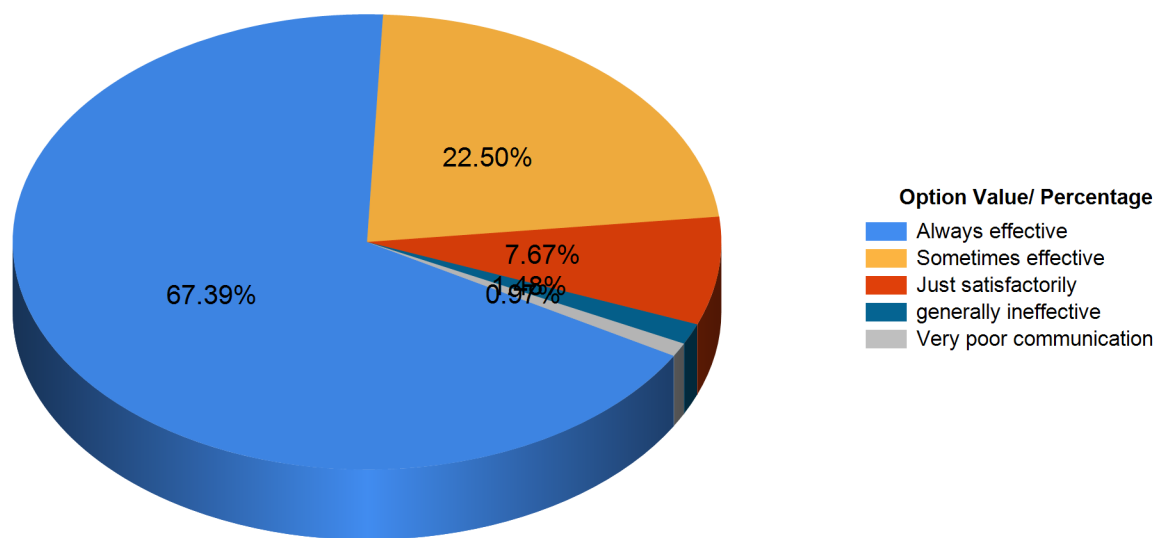


Q.3 How well were the teachers able to communicate?

- 4- Always effective
- 3- Sometimes effective
- 2- Just satisfactorily
- 1- generally ineffective
- 0- Very poor communication

Choice Number/ Remark	Students Given Responses
4- Excellent	1186
3- Better	396
2- Good	135
1- Satisfactory	26
0- Poor	17

Student Given Responses

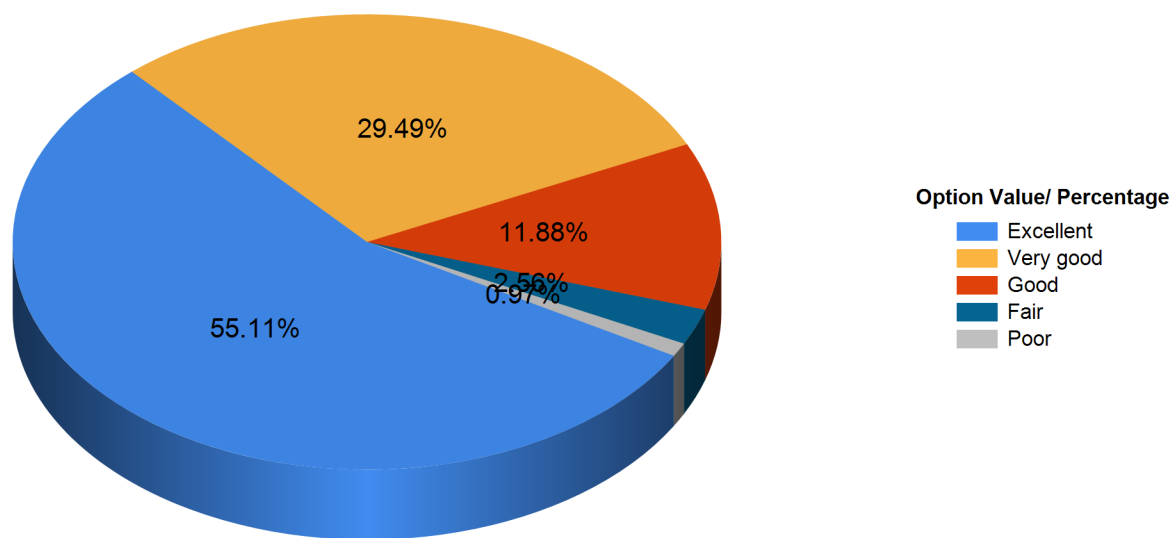


Q.4 The teacher's approach to teaching can best be described as

- 4- Excellent
- 3- Very good
- 2- Good
- 1- Fair
- 0- Poor

Choice Number/ Remark	Students Given Responses
4- Excellent	970
3- Better	519
2- Good	209
1- Satisfactory	45
0- Poor	17

Student Given Responses

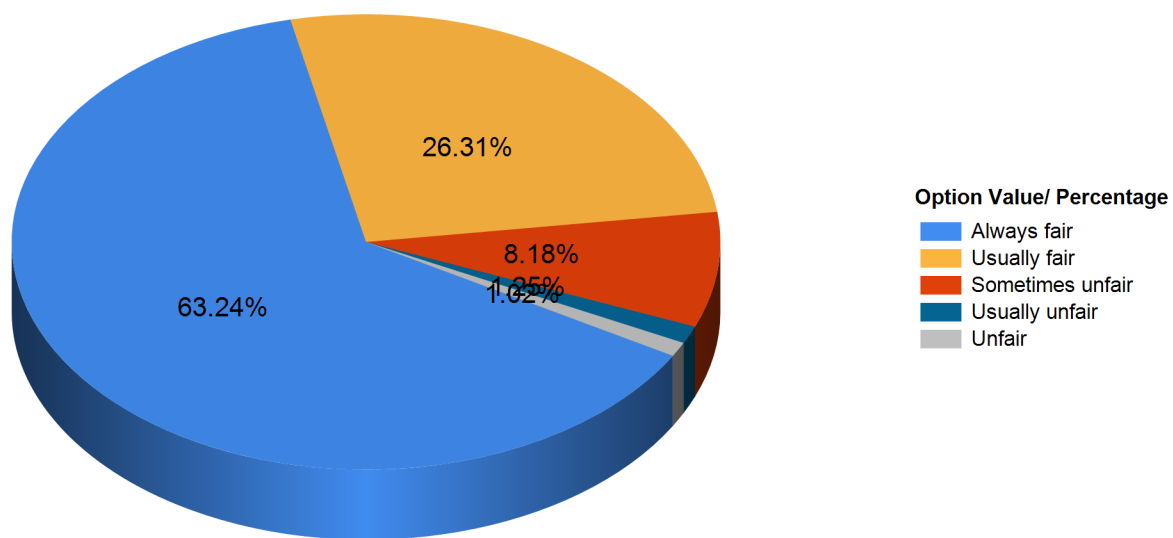


Q.5 Fairness of the internal evaluation process by the teachers.

- 4- Always fair
- 3- Usually fair
- 2- Sometimes unfair
- 1- Usually unfair
- 0- Unfair

Choice Number/ Remark	Students Given Responses
4- Excellent	1113
3- Better	463
2- Good	144
1- Satisfactory	22
0- Poor	18

Student Given Responses



Q.6 Was your performance in assignment discussed with you?

4- Every time

3- Usually

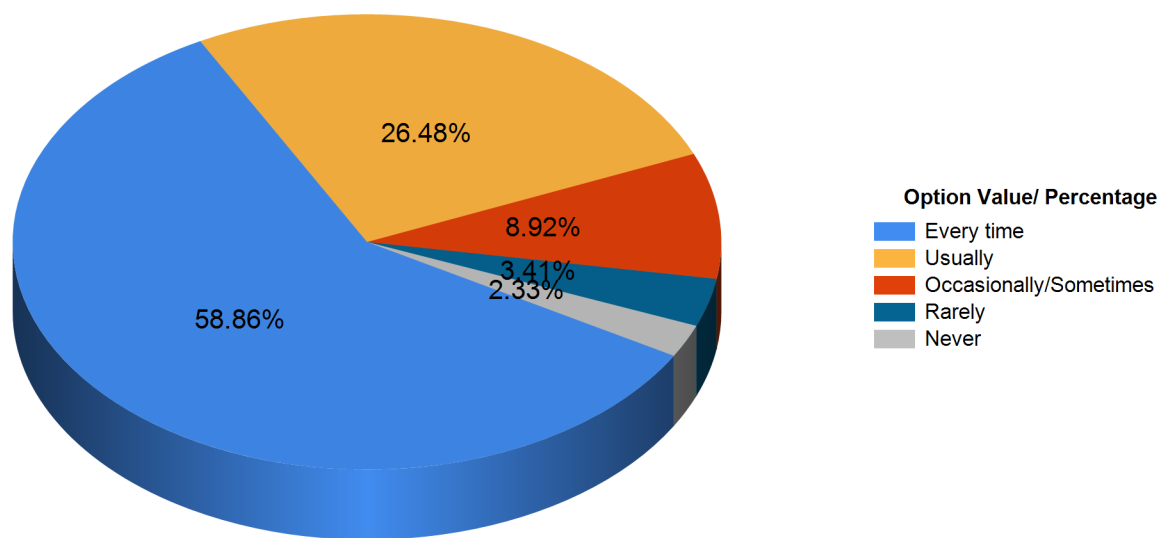
2- Occasionally/Sometimes

1- Rarely

0- Never

Choice Number/ Remark	Students Given Responses
4- Excellent	1036
3- Better	466
2- Good	157
1- Satisfactory	60
0- Poor	41

Student Given Responses

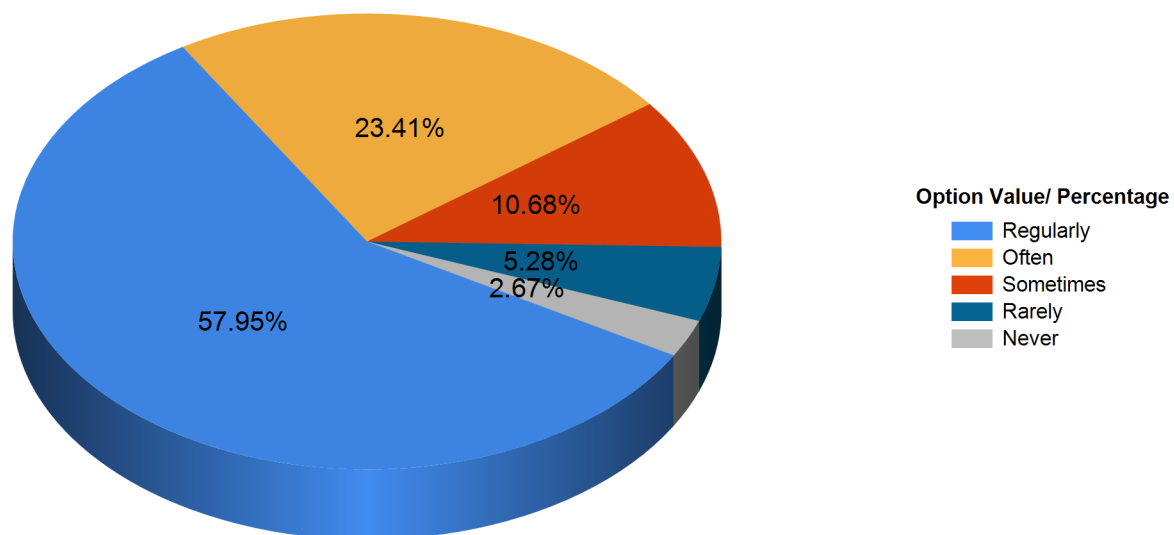


Q.7 The institute takes active interest in promoting intership,student exchange,field visit opportunities for students

- 4- Regularly
- 3- Often
- 2- Sometimes
- 1- Rarely
- 0- Never

Choice Number/ Remark	Students Given Responses
4- Excellent	1020
3- Better	412
2- Good	188
1- Satisfactory	93
0- Poor	47

Student Given Responses

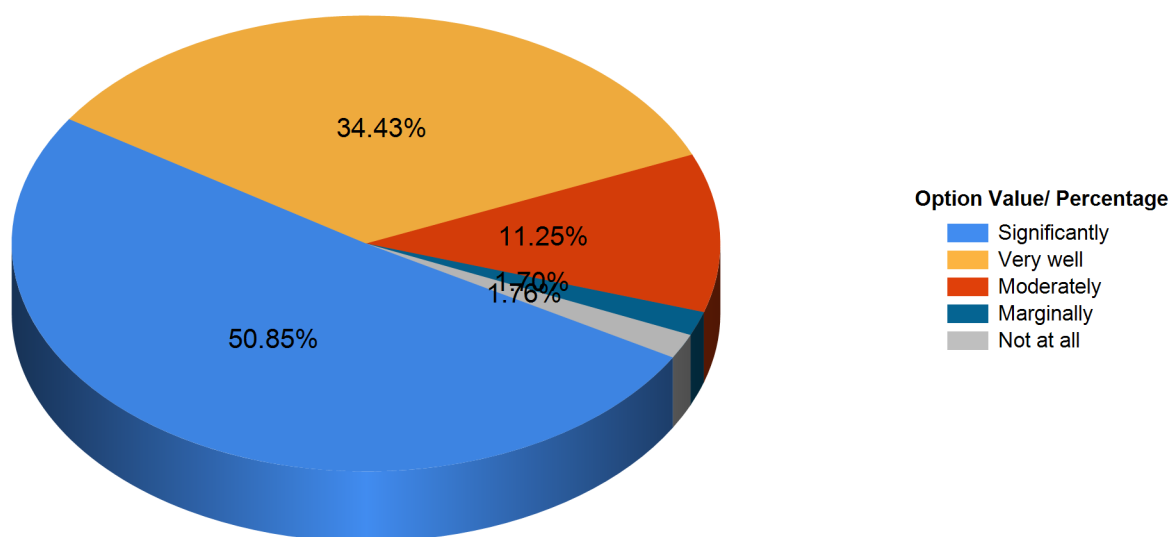


Q.8 The teaching and mentoring process in your institution facilitates you in cognitive, social and emotional growth.

- 4- Significantly
- 3- Very well
- 2- Moderately
- 1- Marginally
- 0- Not at all

Choice Number/ Remark	Students Given Responses
4- Excellent	895
3- Better	606
2- Good	198
1- Satisfactory	30
0- Poor	31

Student Given Responses



Q.9 The institution provides multiple opportunities to learn and grow.

4- Strongly agree

3- Agree

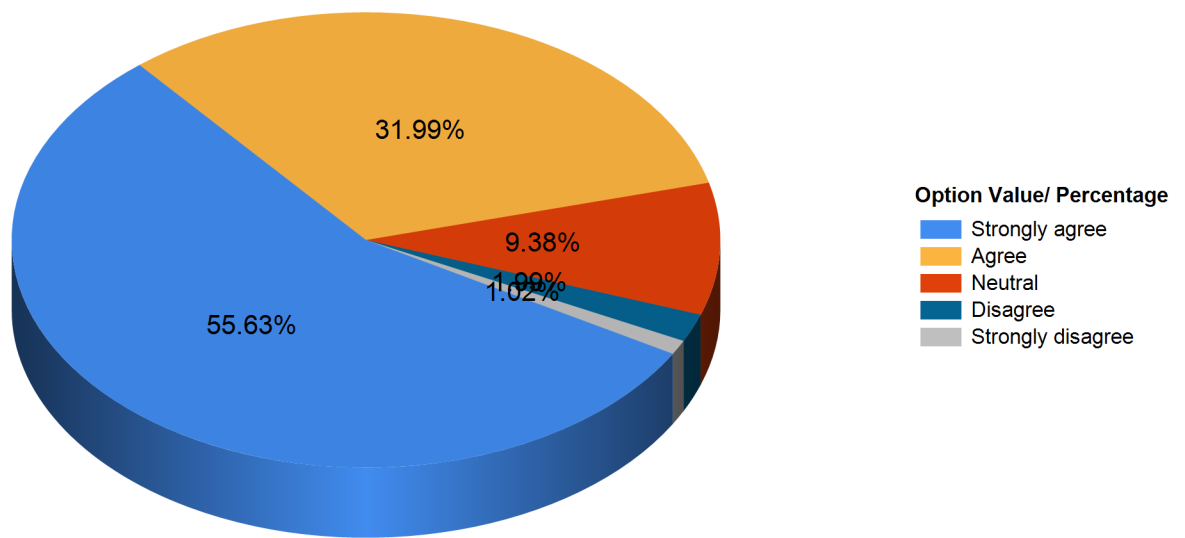
2- Neutral

1- Disagree

0- Strongly disagree

Choice Number/ Remark	Students Given Responses
4- Excellent	979
3- Better	563
2- Good	165
1- Satisfactory	35
0- Poor	18

Student Given Responses



Q.10 Teachers inform you about expected competencies, course outcomes and programme outcomes.

4- Every time

3- Usually

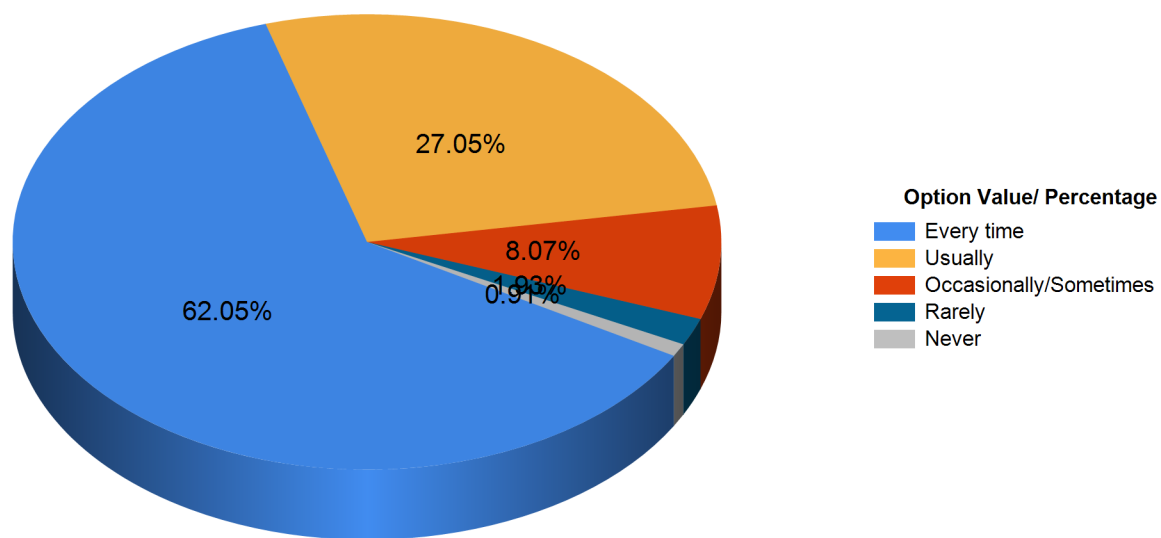
2- Occasionally/Sometimes

1- Rarely

0- Never

Choice Number/ Remark	Students Given Responses
4- Excellent	1092
3- Better	476
2- Good	142
1- Satisfactory	34
0- Poor	16

Student Given Responses

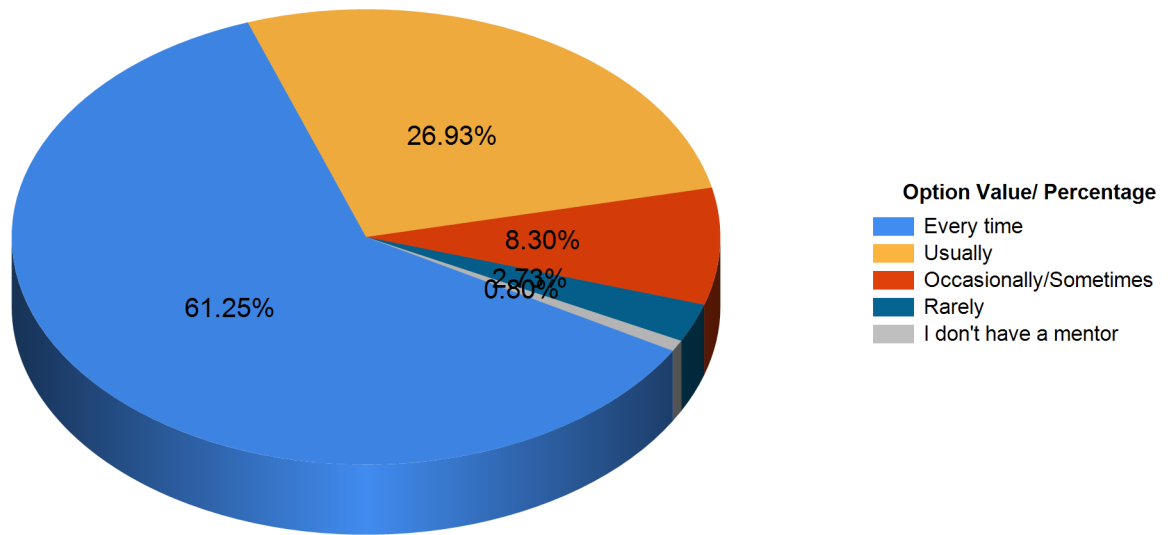


Q.11 Your mentor does a necessary follow-up with an assigned task to you.

- 4- Every time
- 3- Usually
- 2- Occasionally/Sometimes
- 1- Rarely
- 0- I don't have a mentor

Choice Number/ Remark	Students Given Responses
4- Excellent	1078
3- Better	474
2- Good	146
1- Satisfactory	48
0- Poor	14

Student Given Responses



Q.12 The teachers illustrate the concepts through examples and applications

4- Every time

3- Usually

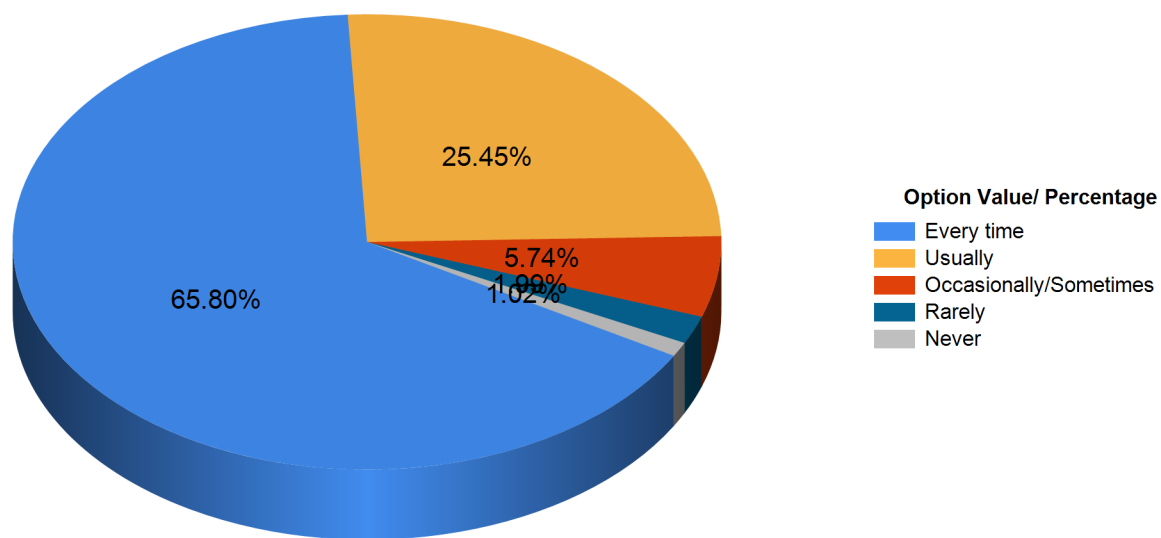
2- Occasionally/Sometimes

1- Rarely

0- Never

Choice Number/ Remark	Students Given Responses
4- Excellent	1158
3- Better	448
2- Good	101
1- Satisfactory	35
0- Poor	18

Student Given Responses

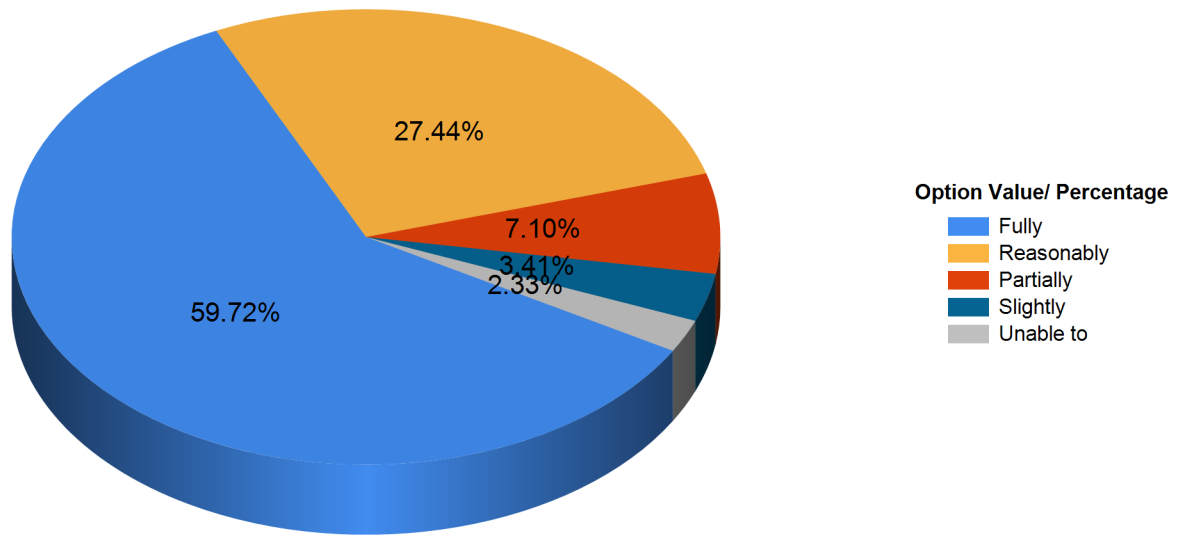


Q.13 The teachers identify your strengths and encourage you with providing right level of challenges.

- 4- Fully
- 3- Reasonably
- 2- Partially
- 1- Slightly
- 0- Unable to

Choice Number/ Remark	Students Given Responses
4- Excellent	1051
3- Better	483
2- Good	125
1- Satisfactory	60
0- Poor	41

Student Given Responses



Q.14 Teachers are able to identify your weaknesses and help you to overcome them

4- Every time

3- Usually

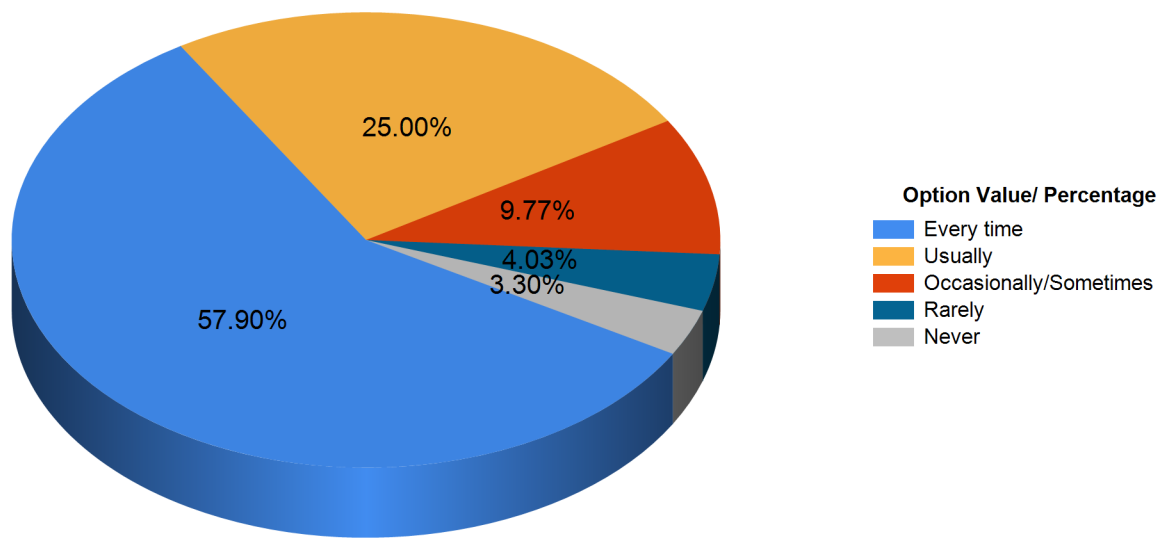
2- Occasionally/Sometimes

1- Rarely

0- Never

Choice Number/ Remark	Students Given Responses
4- Excellent	1019
3- Better	440
2- Good	172
1- Satisfactory	71
0- Poor	58

Student Given Responses

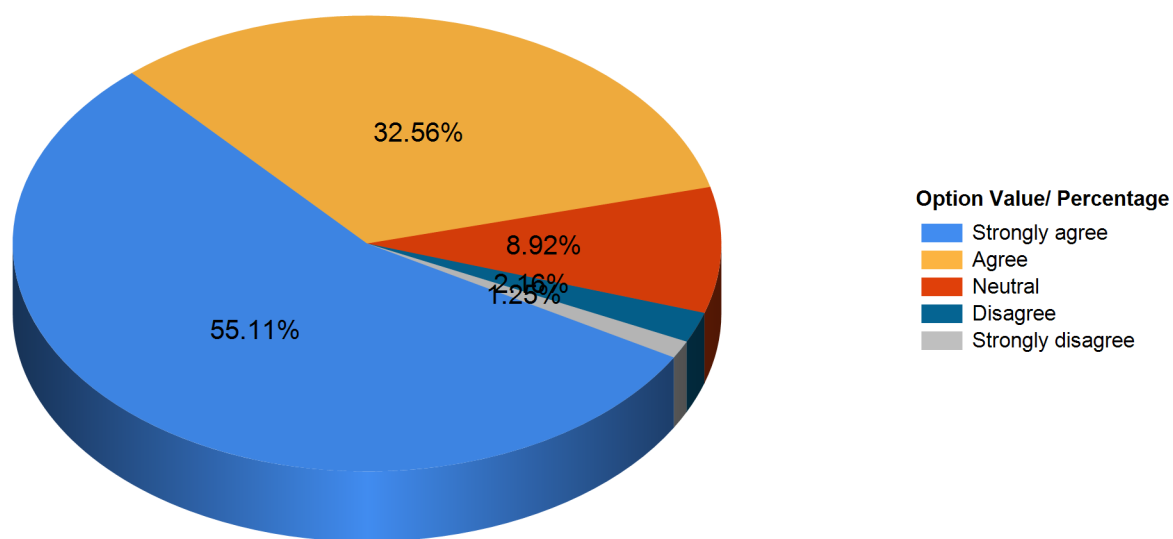


Q.15 The institution makes effort to engage students in the monitoring,review and continuous quality improvement of the teaching learning process

- 4- Strongly agree
- 3- Agree
- 2- Neutral
- 1- Disagree
- 0- Strongly disagree

Choice Number/ Remark	Students Given Responses
4- Excellent	970
3- Better	573
2- Good	157
1- Satisfactory	38
0- Poor	22

Student Given Responses



Q.16 The institute/teachers use student centric methods,such as experiential learning,participative learning and problem solving methodologies for enhancing learning experiences

4- To great extent

3- Moderate

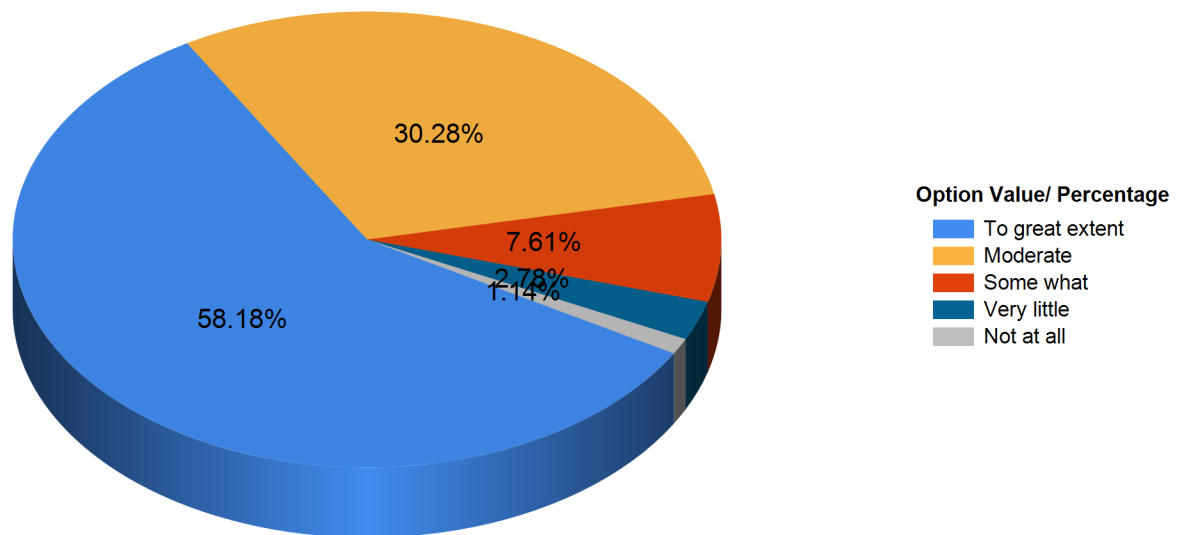
2- Some what

1- Very little

0- Not at all

Choice Number/ Remark	Students Given Responses
4- Excellent	1024
3- Better	533
2- Good	134
1- Satisfactory	49
0- Poor	20

Student Given Responses

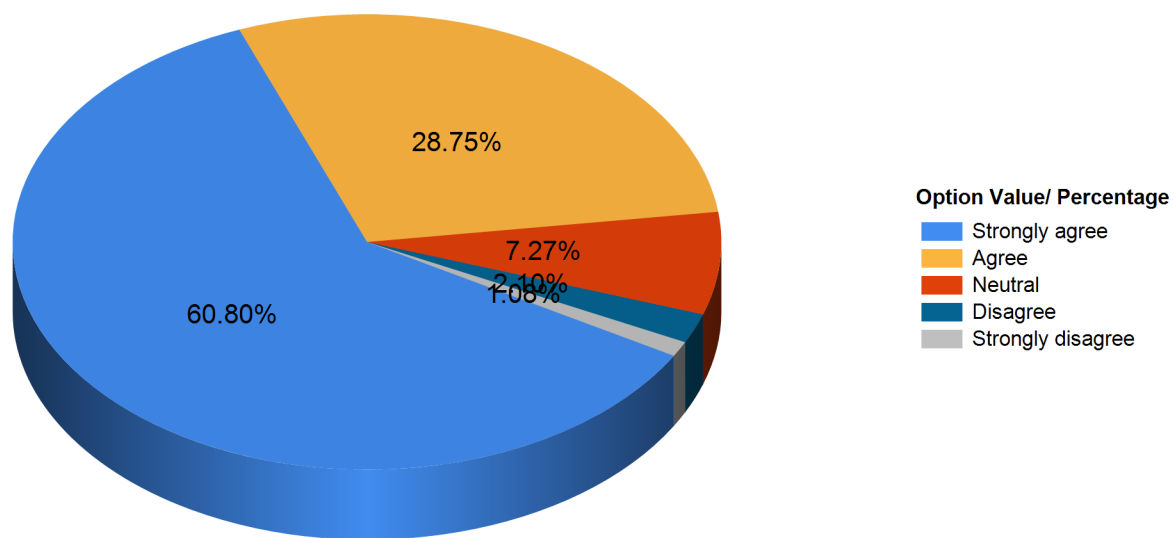


Q.17 Teachers encourage you to participate in extracurricular activities

- 4- Strongly agree
- 3- Agree
- 2- Neutral
- 1- Disagree
- 0- Strongly disagree

Choice Number/ Remark	Students Given Responses
4- Excellent	1070
3- Better	506
2- Good	128
1- Satisfactory	37
0- Poor	19

Student Given Responses



Q.18 Effort are made by the institute/teachers to inculcate soft skills and employability skills to make you ready for the world of work

4- To great extent

3- Moderate

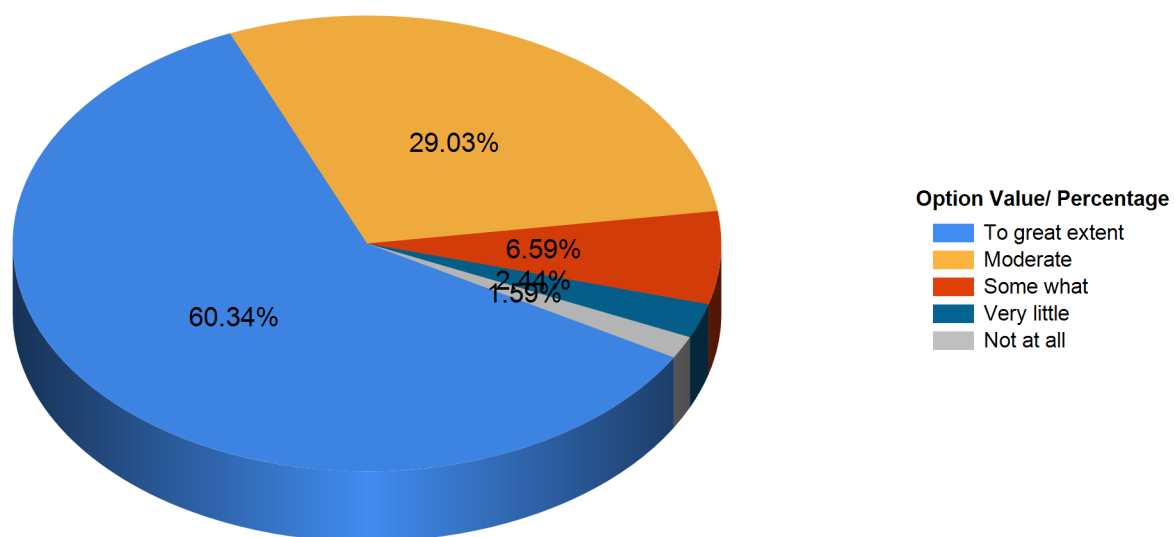
2- Some what

1- Very little

0- Not at all

Choice Number/ Remark	Students Given Responses
4- Excellent	1062
3- Better	511
2- Good	116
1- Satisfactory	43
0- Poor	28

Student Given Responses

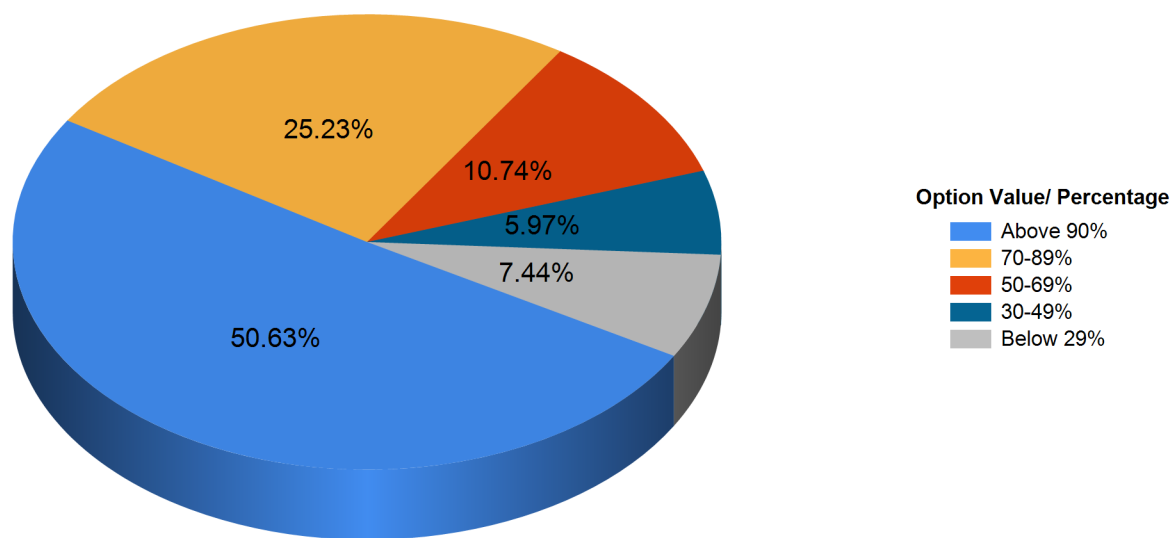


Q.19 What percentage of teachers use ICT tools such as LCD projector, Multimedia, etc. while teaching

- 4- Above 90%
- 3- 70-89%
- 2- 50-69%
- 1- 30-49%
- 0- Below 29%

Choice Number/ Remark	Students Given Responses
4- Excellent	891
3- Better	444
2- Good	189
1- Satisfactory	105
0- Poor	131

Student Given Responses



Q.20 The overall quality of teaching-learning process in your institute is very good.

4- Strongly agree

3- Agree

2- Neutral

1- Disagree

0- Strongly disagree

Choice Number/ Remark	Students Given Responses
4- Excellent	991
3- Better	545
2- Good	170
1- Satisfactory	34
0- Poor	20

Student Given Responses

