

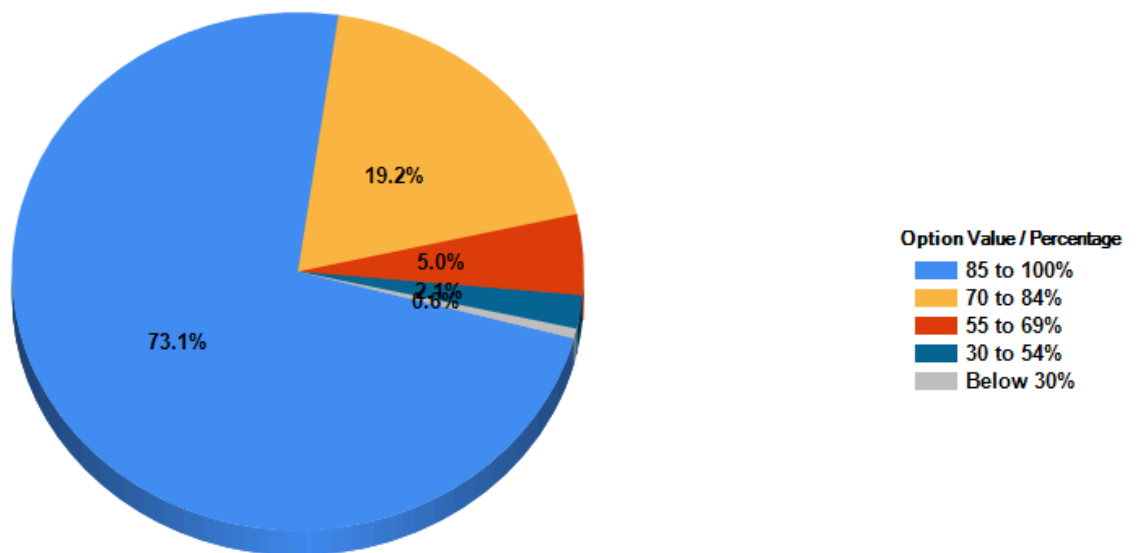


Student Satisfaction Survey Report (A.Y. 2022-23)

Q.1 : How much of the syllabus was covered in the class ?

- 4- 85 to 100%
- 3- 70 to 84%
- 2- 55 to 69%
- 1- 30 to 54%
- 0- Below 30%

Choice Number/ Remark	Students Given Responses
4- Excellent	1296
3- Better	340
2- Good	89
1- Satisfactory	37
0- Poor	11



Q.2 : How well did the teachers prepare for the classes?

4- Thoroughly

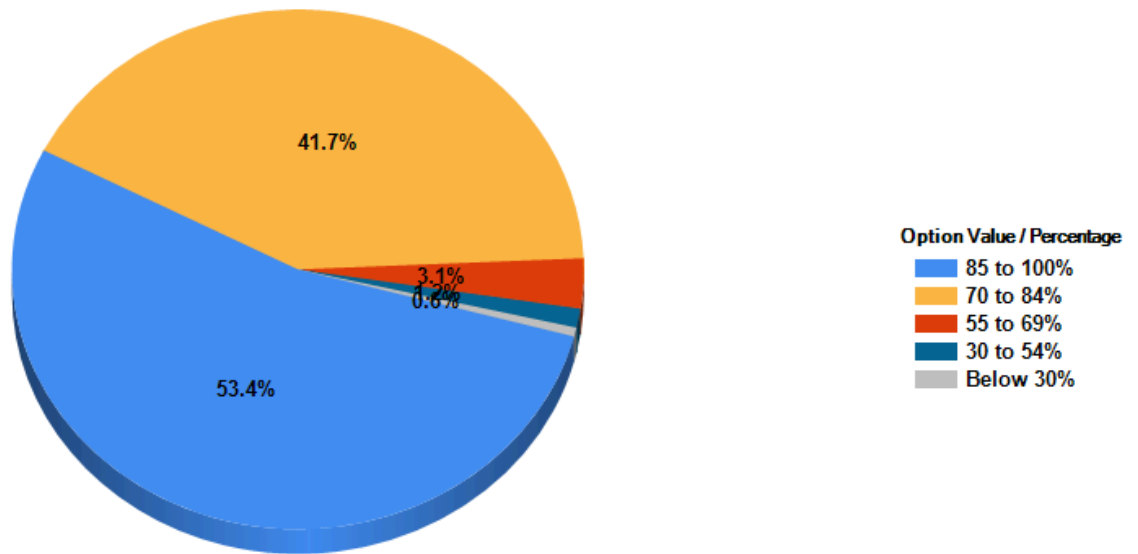
3- Satisfactorily

2- Poorly

1- Indifferently

0- Won't teach at all

Choice Number/ Remark	Students Given Responses
4- Excellent	947
3- Better	740
2- Good	55
1- Satisfactory	21
0- Poor	10



Q.3 : How well were the teachers able to communicate?

4- Always effective

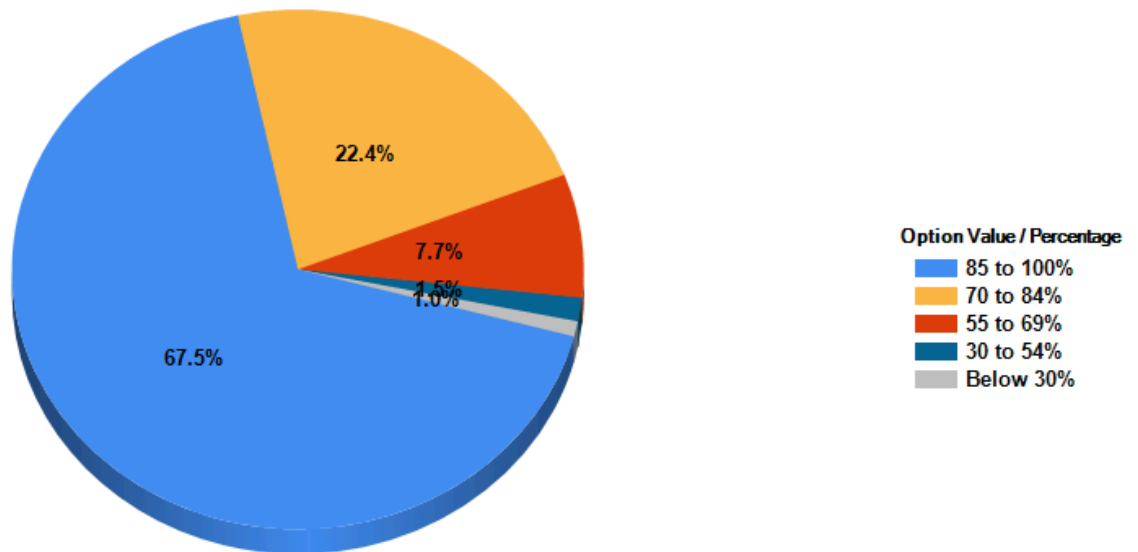
3- Sometimes effective

2- Just satisfactorily

1- Generally ineffective

0- Very poor communication

Choice Number/ Remark	Students Given Responses
4- Excellent	1196
3- Better	398
2- Good	136
1- Satisfactory	26
0- Poor	17



Q.4 : The teacher's approach to teaching can best be described as

4- Every time

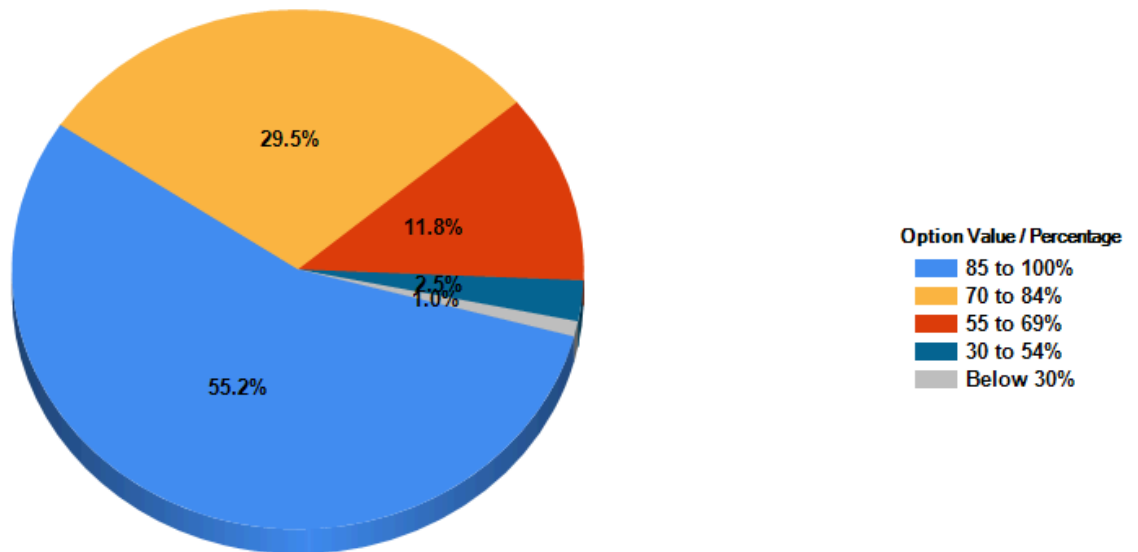
3- Usually

2- Occasionally / Sometimes

1- Rarely

0- Never

Choice Number/ Remark	Students Given Responses
4- Excellent	979
3- Better	523
2- Good	209
1- Satisfactory	45
0- Poor	17



Q.5 : Fairness of the internal evaluation process by the teachers.

4- Excellent

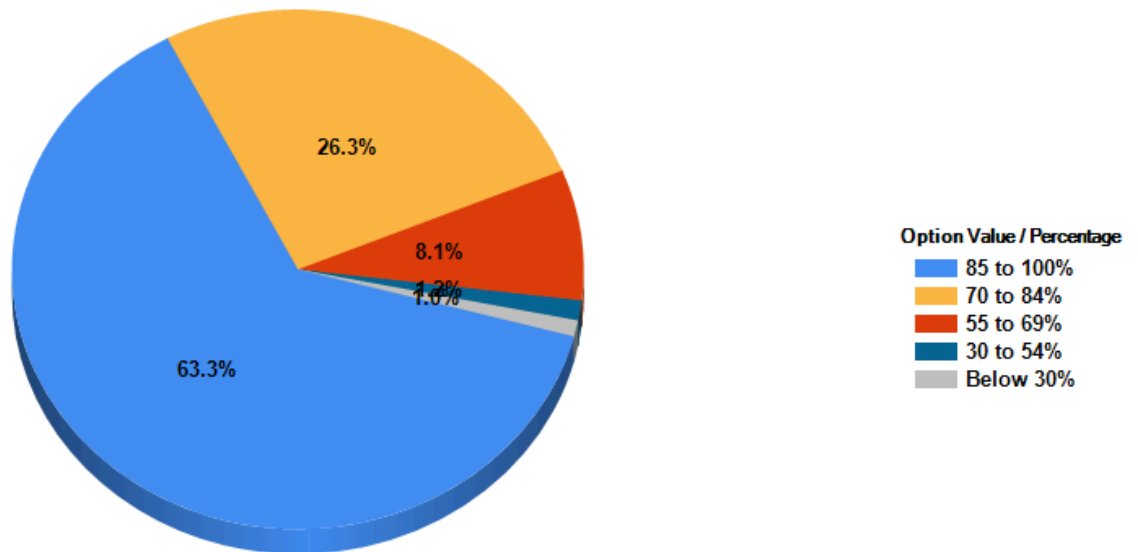
3- Very Good

2- Good

1- Fair

0- Poor

Choice Number/ Remark	Students Given Responses
4- Excellent	1122
3- Better	467
2- Good	144
1- Satisfactory	22
0- Poor	18



Q.6 : Was your performance in assignment discussed with you?

4- Always

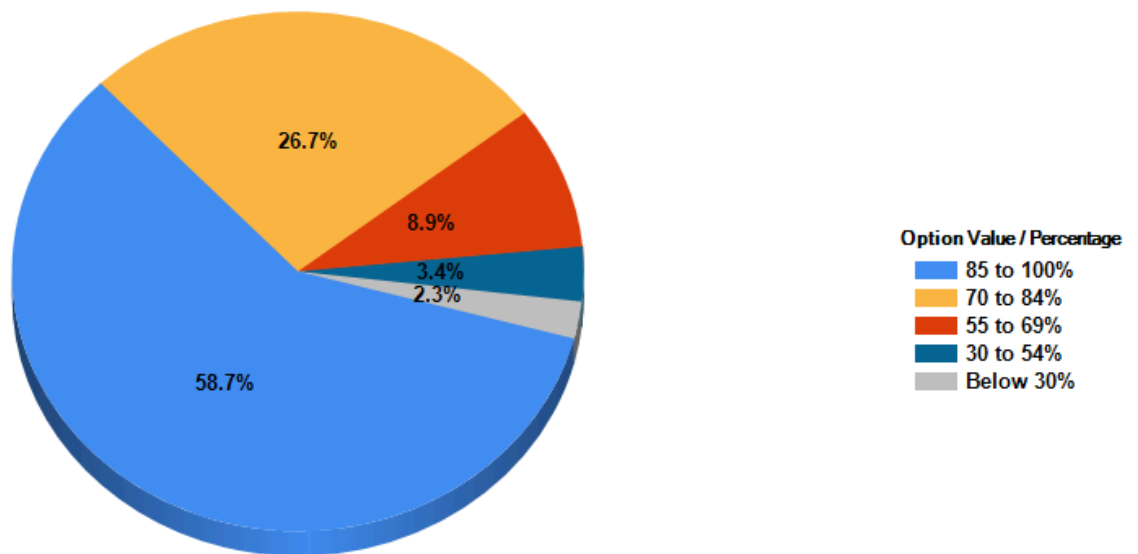
3- Usually

2- Occasionally / Sometimes

1- Rarely

0- Never

Choice Number/ Remark	Students Given Responses
4- Excellent	1041
3- Better	473
2- Good	158
1- Satisfactory	60
0- Poor	41



Q.7 : The institute takes active interest in promoting internship, student exchange, field visit opportunities for students

4- To a great extent

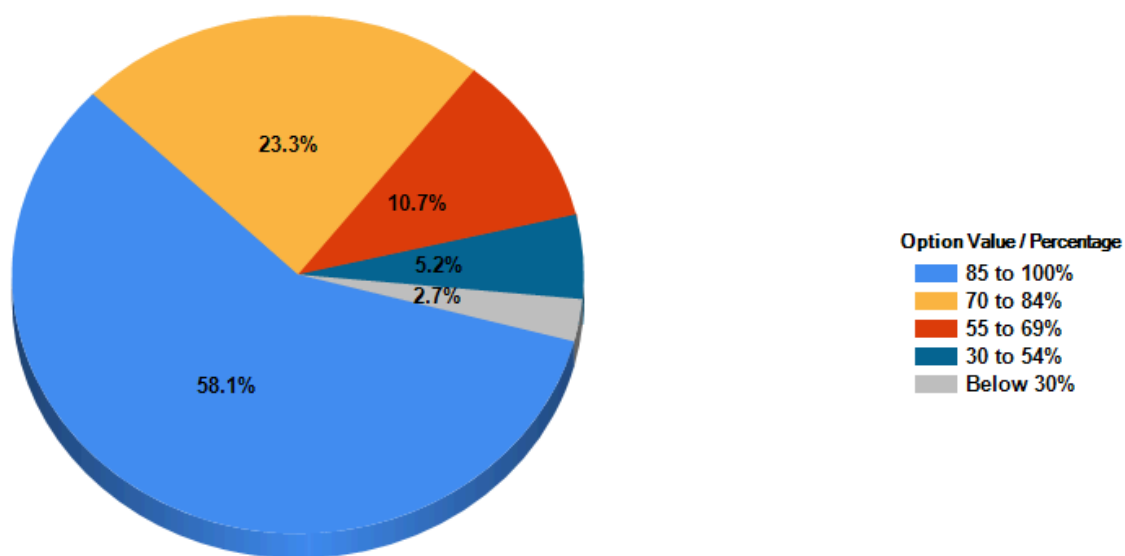
3- Moderate

2- Somewhat

1- Very little

0- Not at all

Choice Number/ Remark	Students Given Responses
4- Excellent	1030
3- Better	413
2- Good	190
1- Satisfactory	93
0- Poor	47



Q.8 : The teaching and mentoring process in your institution facilitates you in cognitive, social and emotional growth.

4- Significantly

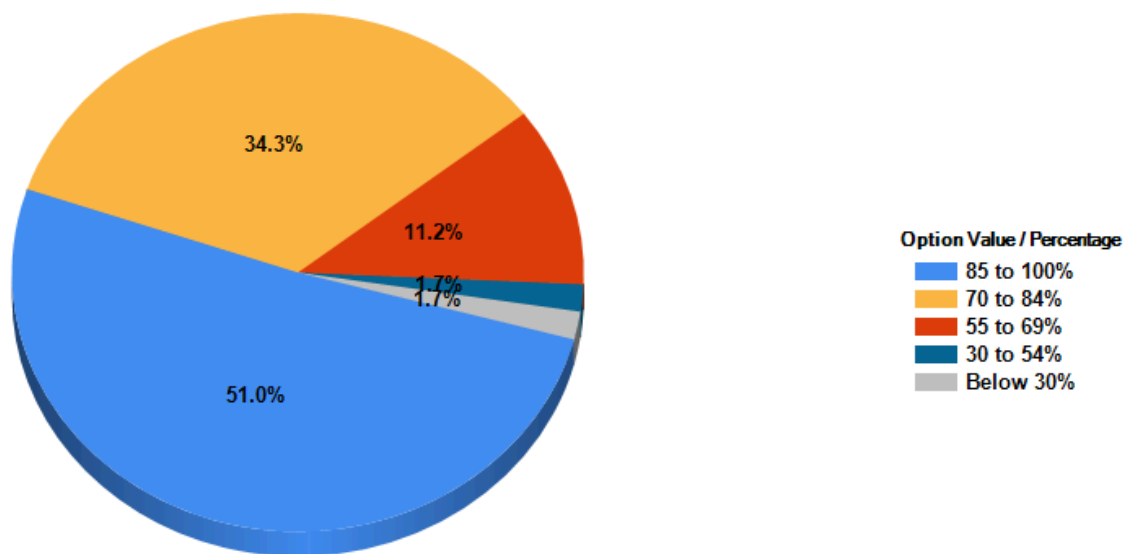
3- Very well

2- Moderately

1- Marginally

0- Not at all

Choice Number/ Remark	Students Given Responses
4- Excellent	905
3- Better	608
2- Good	199
1- Satisfactory	30
0- Poor	31



Q.9 : The institution provides multiple opportunities to learn and grow.

4- Strongly agree

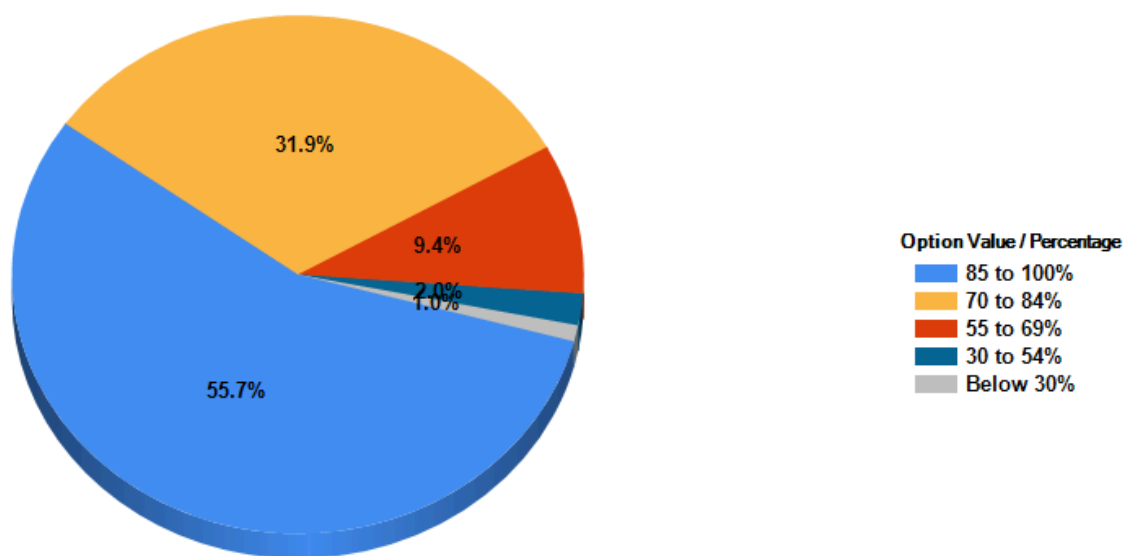
3- Agree

2- Neutral

1- Disagree

0- Strongly disagree

Choice Number/ Remark	Students Given Responses
4- Excellent	988
3- Better	566
2- Good	166
1- Satisfactory	35
0- Poor	18



Q.10 : Teachers inform you about expected competencies, course outcomes and programme outcomes.

4- Every time

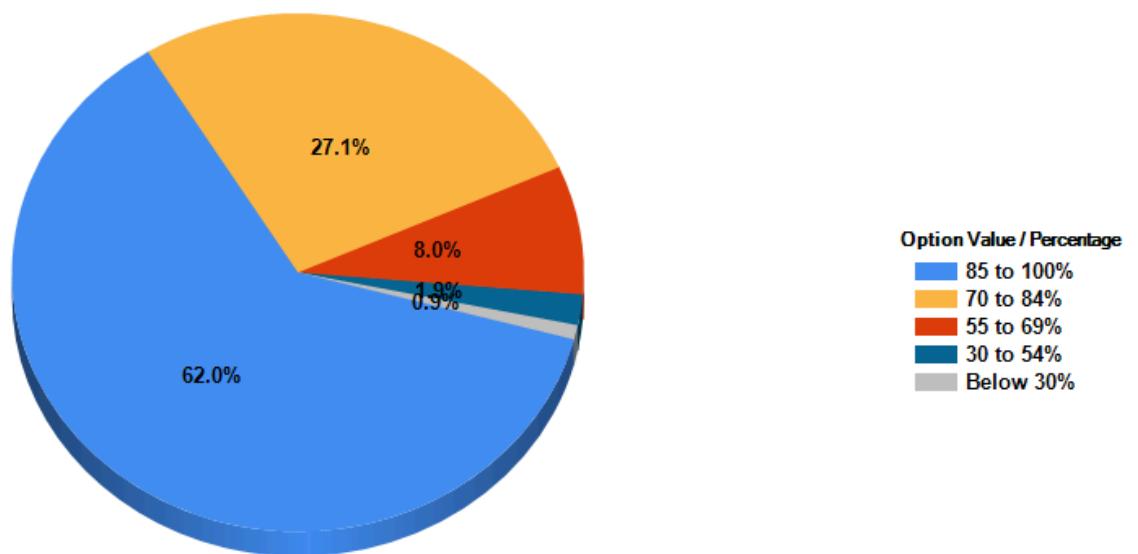
3- Usually

2- Occasionally / Sometimes

1- Rarely

0- Never

Choice Number/ Remark	Students Given Responses
4- Excellent	1100
3- Better	481
2- Good	142
1- Satisfactory	34
0- Poor	16



Q.11 : Your mentor does a necessary follow-up with an assigned task to you.

4- Strongly agree

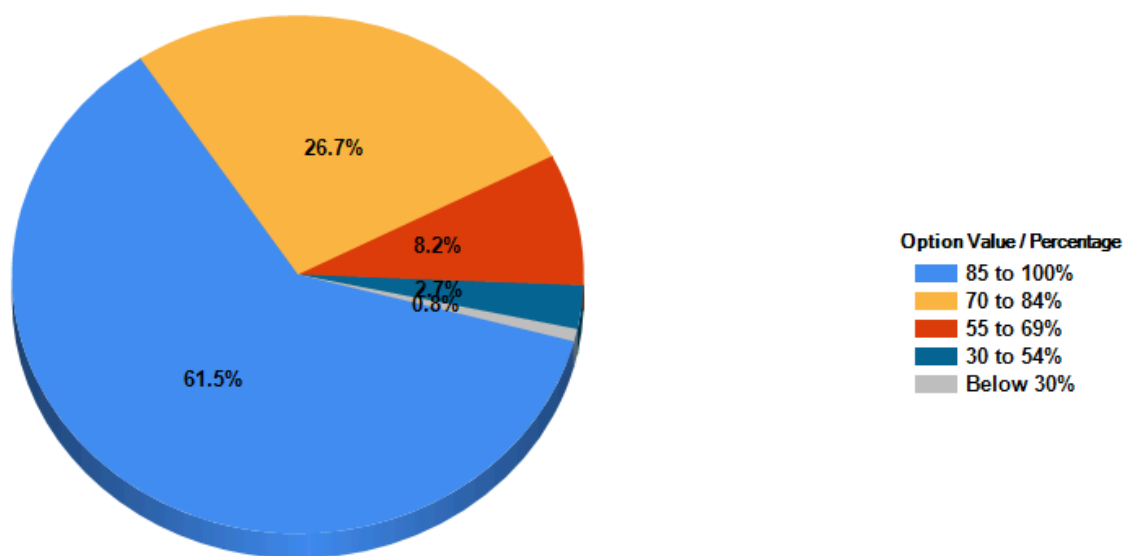
3- Agree

2- Neutral

1- Disagree

0- Strongly disagree

Choice Number/ Remark	Students Given Responses
4- Excellent	1091
3- Better	474
2- Good	146
1- Satisfactory	48
0- Poor	14



Q.12 : The teachers illustrate the concepts through examples and applications

4- Excellent

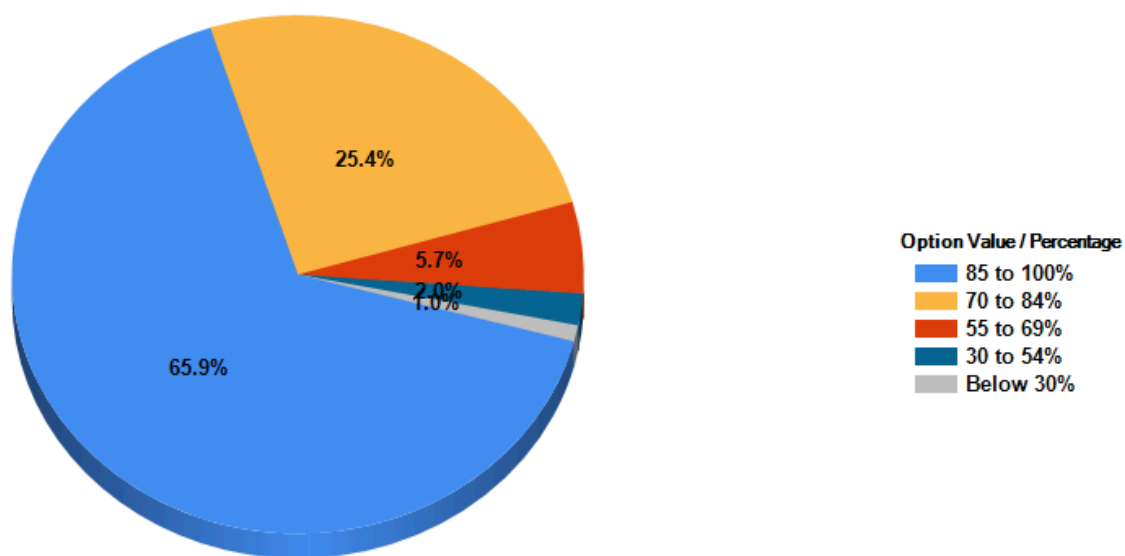
3- Very Good

2- Good

1- Fair

0- Poor

Choice Number/ Remark	Students Given Responses
4- Excellent	1168
3- Better	451
2- Good	101
1- Satisfactory	35
0- Poor	18



Q.13 : The teachers identify your strengths and encourage you with providing right level of challenges.

4- Every time

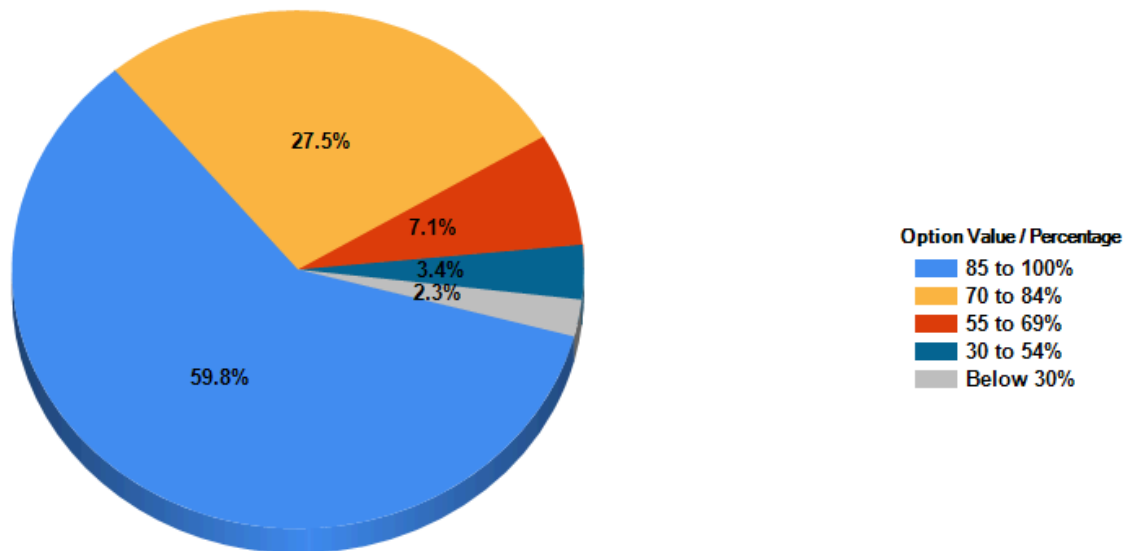
3- Usually

2- Occasionally / Sometimes

1- Rarely

0- Never

Choice Number/ Remark	Students Given Responses
4- Excellent	1060
3- Better	487
2- Good	125
1- Satisfactory	60
0- Poor	41



Q.14 : Teachers are able to identify your weaknesses and help you to overcome them

4- Strongly agree

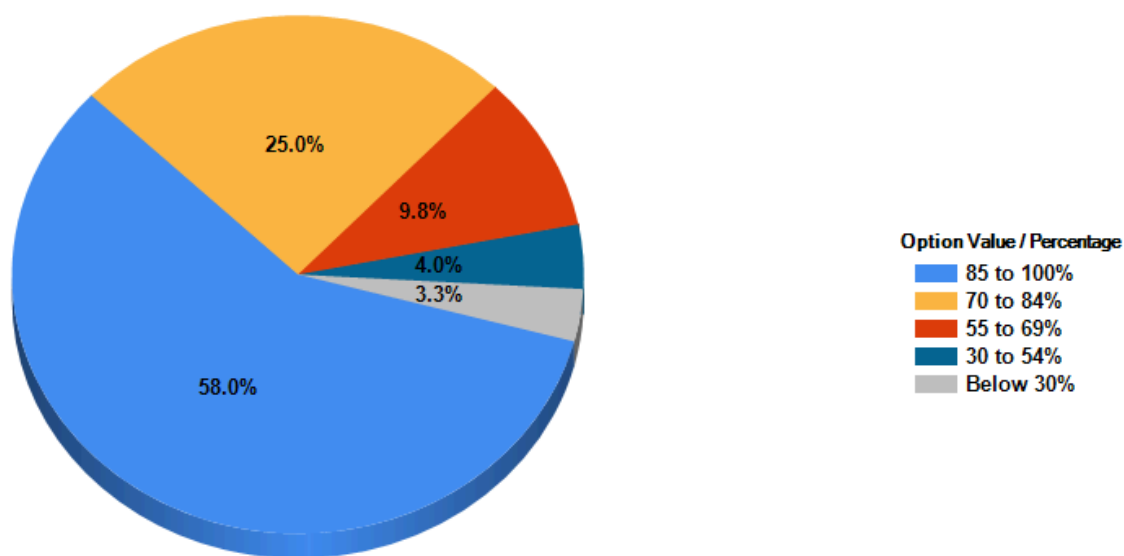
3- Agree

2- Neutral

1- Disagree

0- Strongly disagree

Choice Number/ Remark	Students Given Responses
4- Excellent	1028
3- Better	443
2- Good	173
1- Satisfactory	71
0- Poor	58



Q.15 : The institution makes effort to engage students in the monitoring,review and continuous quality improvement of the teaching learning process

4- Strongly agree

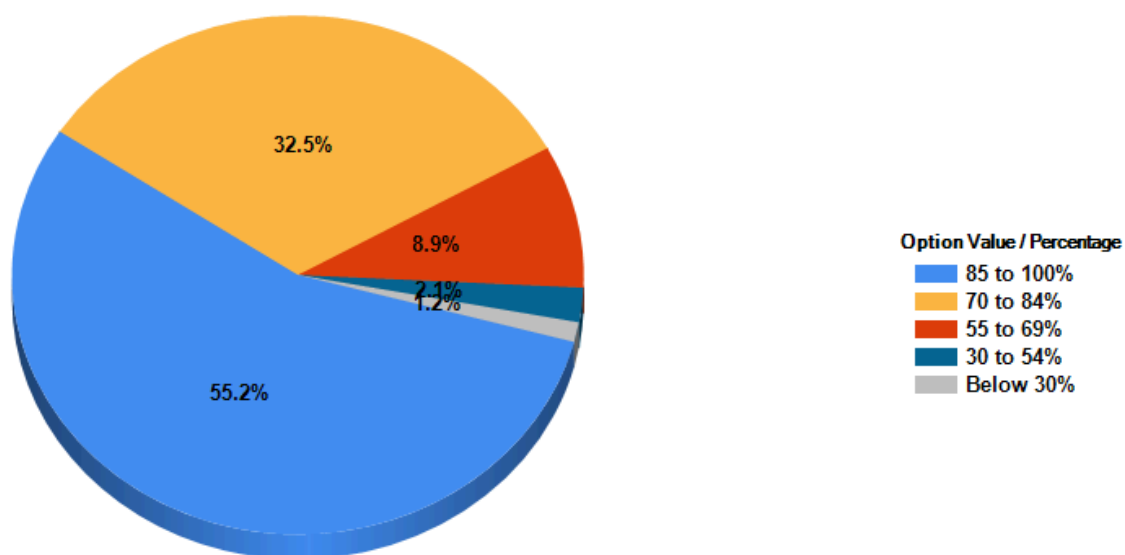
3- Agree

2- Neutral

1- Disagree

0- Strongly disagree

Choice Number/ Remark	Students Given Responses
4- Excellent	978
3- Better	577
2- Good	158
1- Satisfactory	38
0- Poor	22



Q.16 : The institute/teachers use student centric methods,such as experiential learning,participative learning and problem solving methodologies for enhancing learning experiences

4- Strongly agree

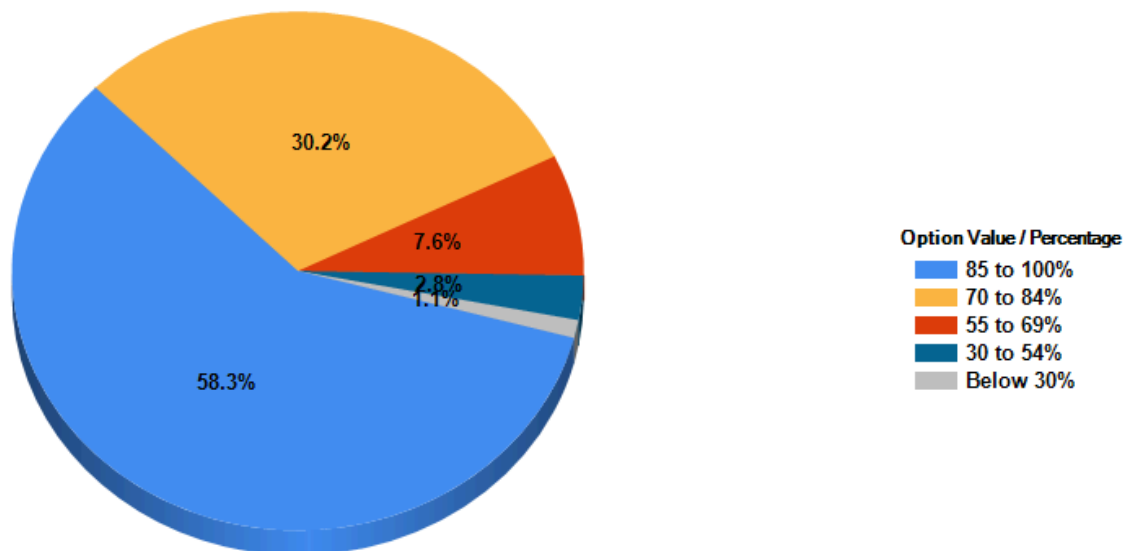
3- Agree

2- Neutral

1- Disagree

0- Strongly disagree

Choice Number/ Remark	Students Given Responses
4- Excellent	1034
3- Better	536
2- Good	134
1- Satisfactory	49
0- Poor	20



Q.17 : Teachers encourage you to participate in extracurricular activities

4- Strongly agree

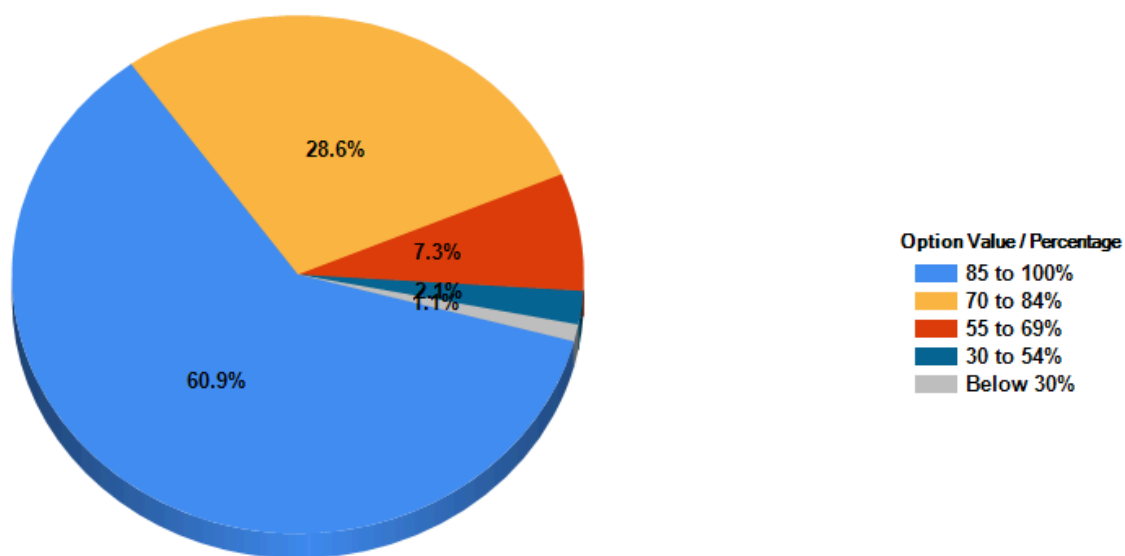
3- Agree

2- Neutral

1- Disagree

0- Strongly disagree

Choice Number/ Remark	Students Given Responses
4- Excellent	1080
3- Better	507
2- Good	130
1- Satisfactory	37
0- Poor	19



Q.18 : Effort are made by the institute/teachers to inculcate soft skills and employability skills to make you ready for the world of work

4- Strongly agree

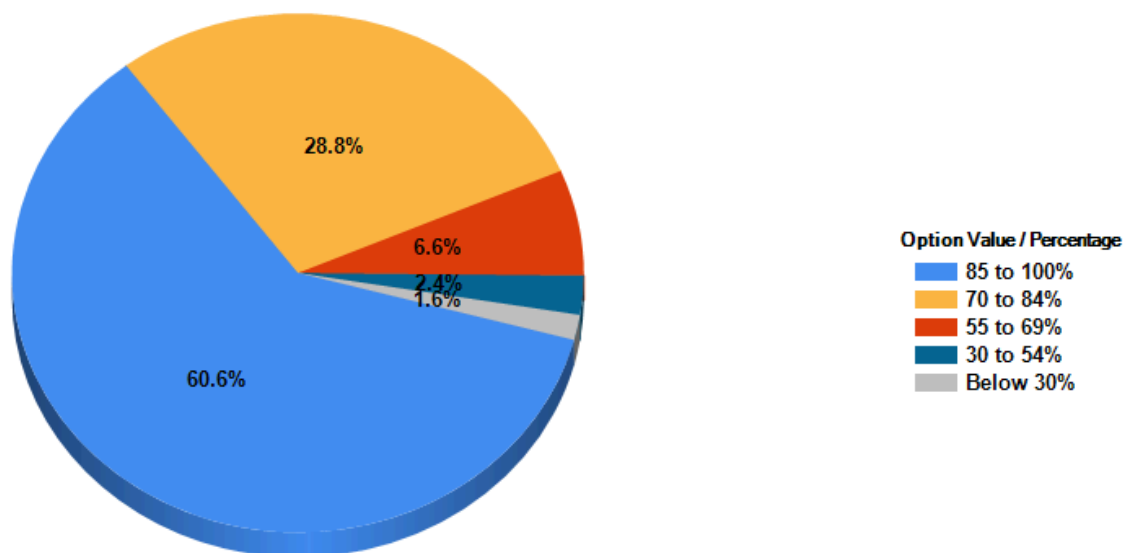
3- Agree

2- Neutral

1- Disagree

0- Strongly disagree

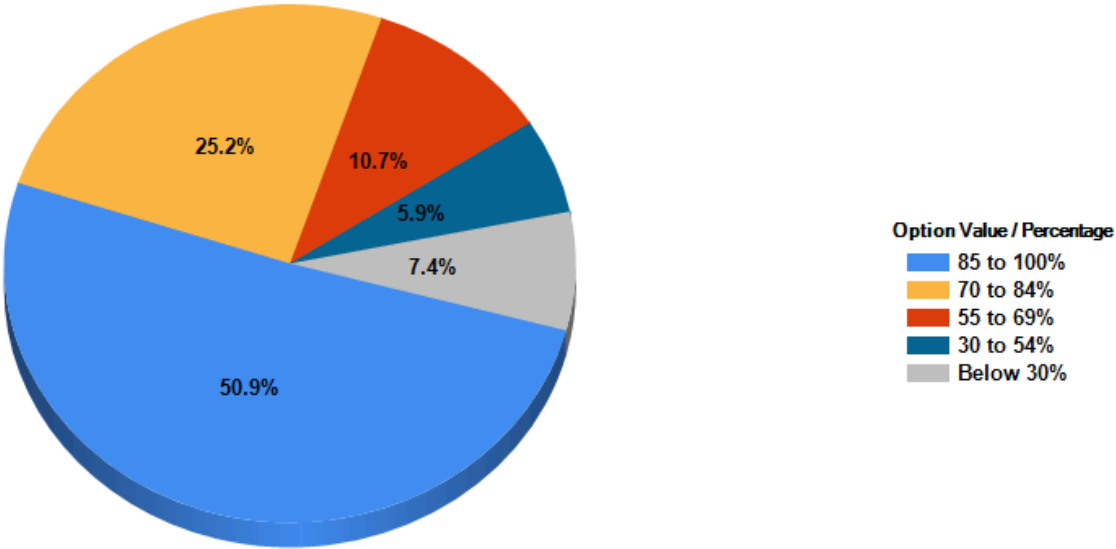
Choice Number/ Remark	Students Given Responses
4- Excellent	1074
3- Better	511
2- Good	117
1- Satisfactory	43
0- Poor	28



Q.19 : What percentage of teachers use ICT tools such as LCD projector, Multimedia, etc. while teaching

- 4- Excellent
- 3- Very Good
- 2- Good
- 1- Fair
- 0- Poor

Choice Number/ Remark	Students Given Responses
4- Excellent	902
3- Better	446
2- Good	189
1- Satisfactory	105
0- Poor	131



Q.20 : The overall quality of teaching-learning process in your institute is very good.

4- Strongly agree

3- Agree

2- Neutral

1- Disagree

0- Strongly disagree

Choice Number/ Remark	Students Given Responses
4- Excellent	1000
3- Better	549
2- Good	170
1- Satisfactory	34
0- Poor	20

