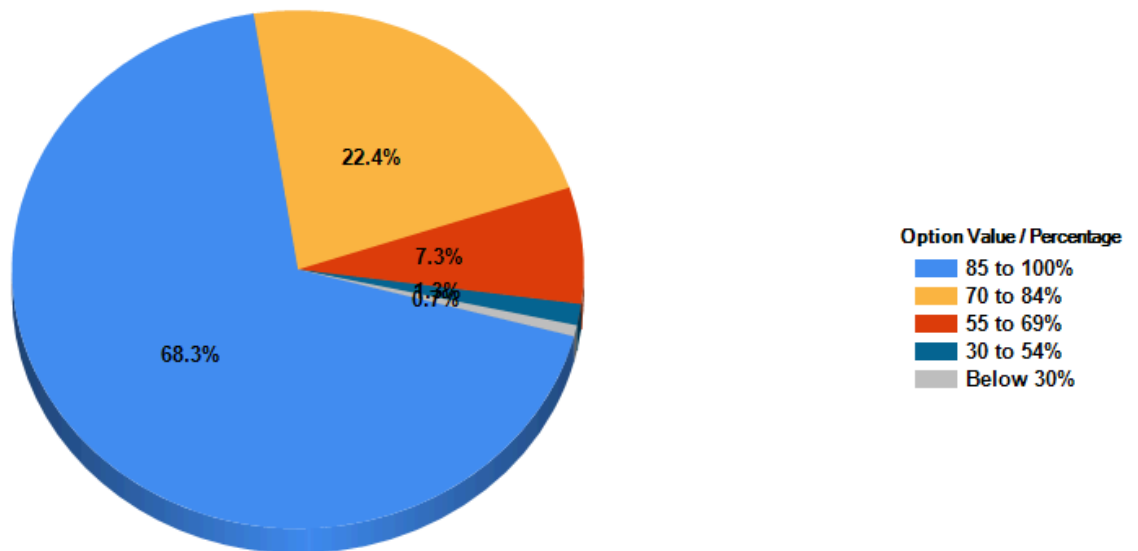


Student Satisfaction Survey Report (A.Y. 2021-22)

Q.1 : How much of the syllabus was covered in the class ?

- 4- 85 to 100%
- 3- 70 to 84%
- 2- 55 to 69%
- 1- 30 to 54%
- 0- Below 30%

Choice Number/ Remark	Students Given Responses
4- Excellent	773
3- Better	253
2- Good	82
1- Satisfactory	15
0- Poor	8



Q.2 : How well did the teachers prepare for the classes?

4- Thoroughly

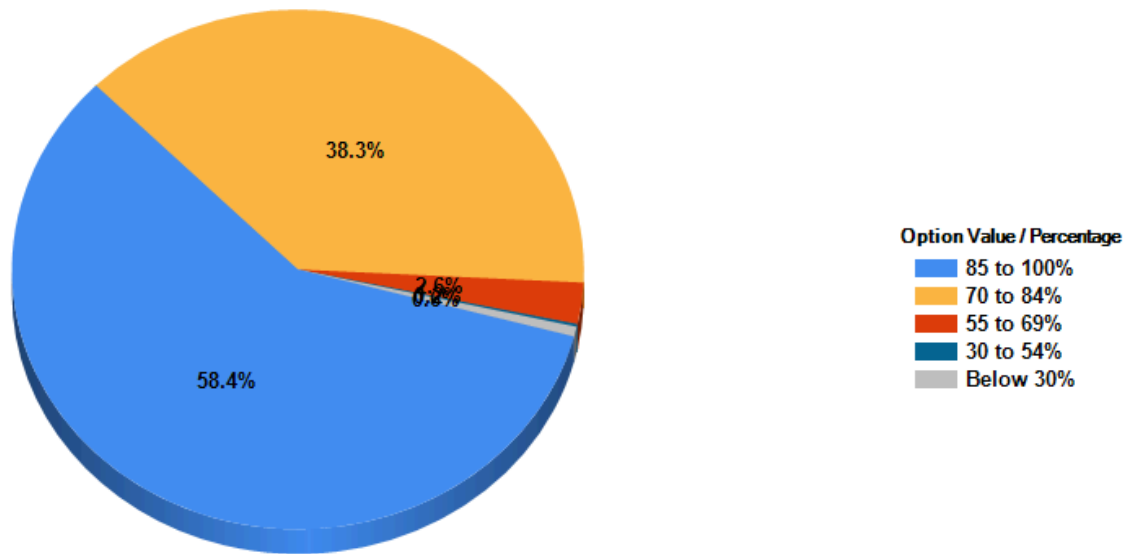
3- Satisfactorily

2- Poorly

1- Indifferently

0- Won't teach at all

Choice Number/ Remark	Students Given Responses
4- Excellent	660
3- Better	433
2- Good	29
1- Satisfactory	2
0- Poor	7



Q.3 : How well were the teachers able to communicate?

4- Always effective

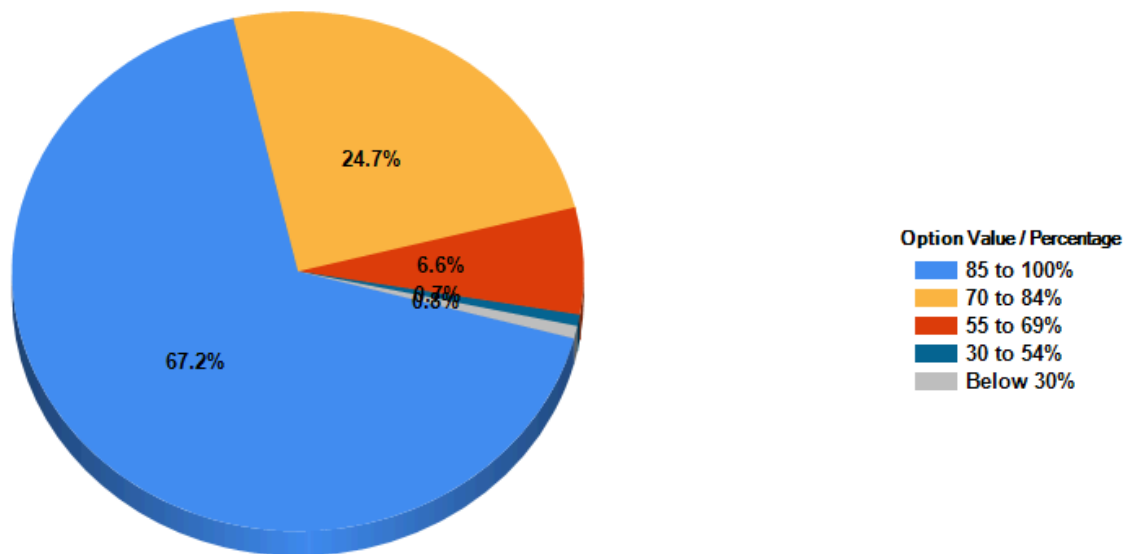
3- Sometimes effective

2- Just satisfactorily

1- Generally ineffective

0- Very poor communication

Choice Number/ Remark	Students Given Responses
4- Excellent	760
3- Better	279
2- Good	75
1- Satisfactory	8
0- Poor	9



Q.4 : The teacher's approach to teaching can best be described as

4- Every time

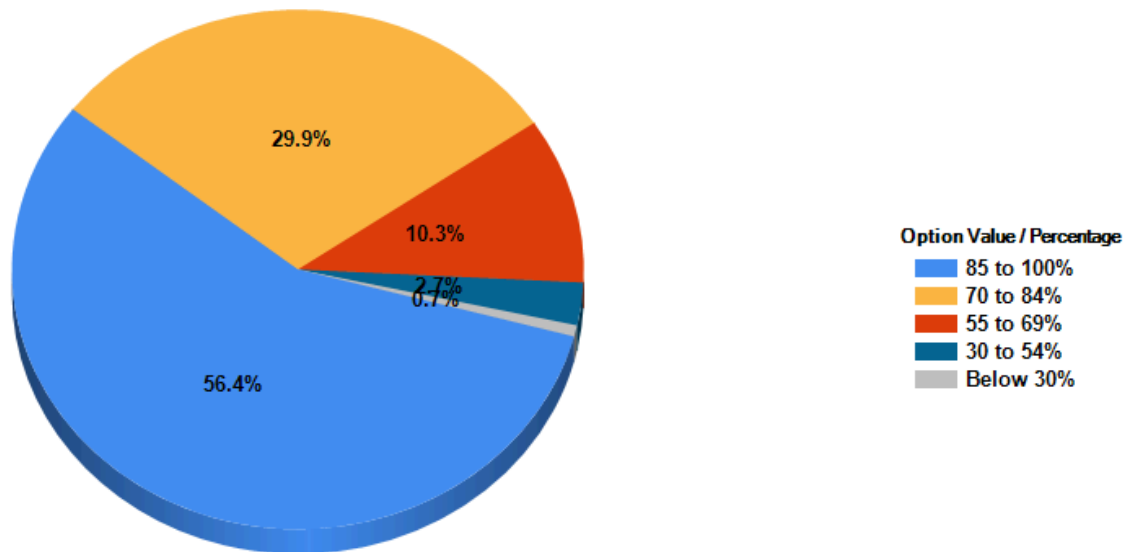
3- Usually

2- Occasionally / Sometimes

1- Rarely

0- Never

Choice Number/ Remark	Students Given Responses
4- Excellent	638
3- Better	338
2- Good	117
1- Satisfactory	30
0- Poor	8



Q.5 : Fairness of the internal evaluation process by the teachers.

4- Excellent

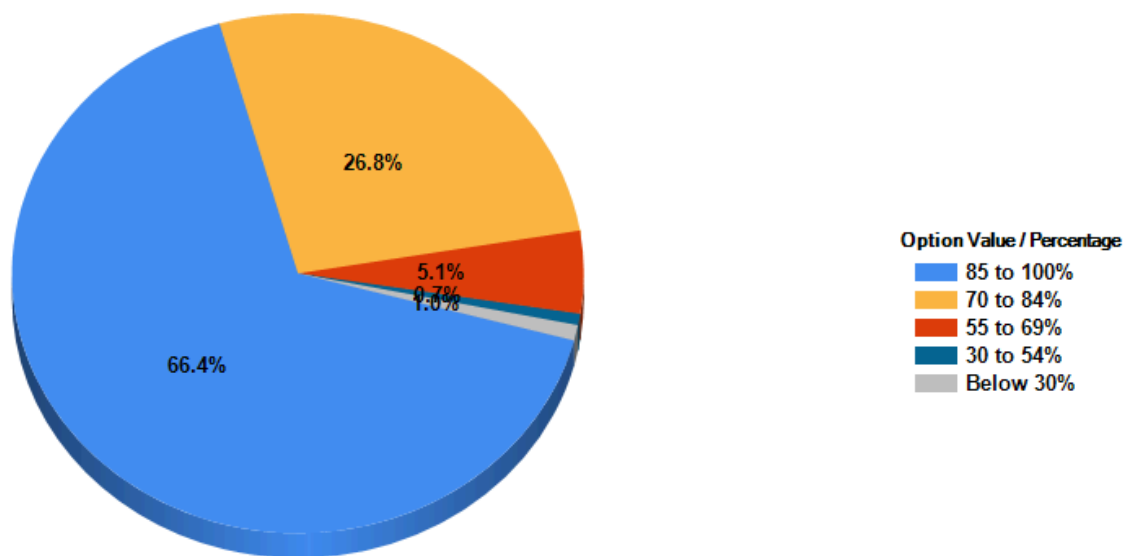
3- Very Good

2- Good

1- Fair

0- Poor

Choice Number/ Remark	Students Given Responses
4- Excellent	751
3- Better	303
2- Good	58
1- Satisfactory	8
0- Poor	11



Q.6 : Was your performance in assignment discussed with you?

4- Always

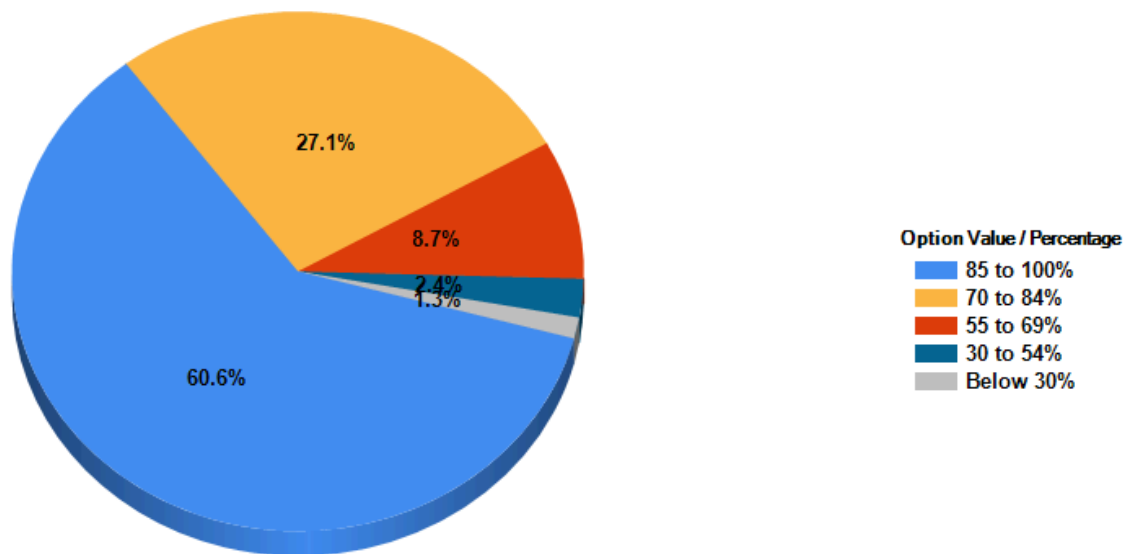
3- Usually

2- Occasionally / Sometimes

1- Rarely

0- Never

Choice Number/ Remark	Students Given Responses
4- Excellent	685
3- Better	306
2- Good	98
1- Satisfactory	27
0- Poor	15



Q.7 : The institute takes active interest in promoting internship, student exchange, field visit opportunities for students

4- To a great extent

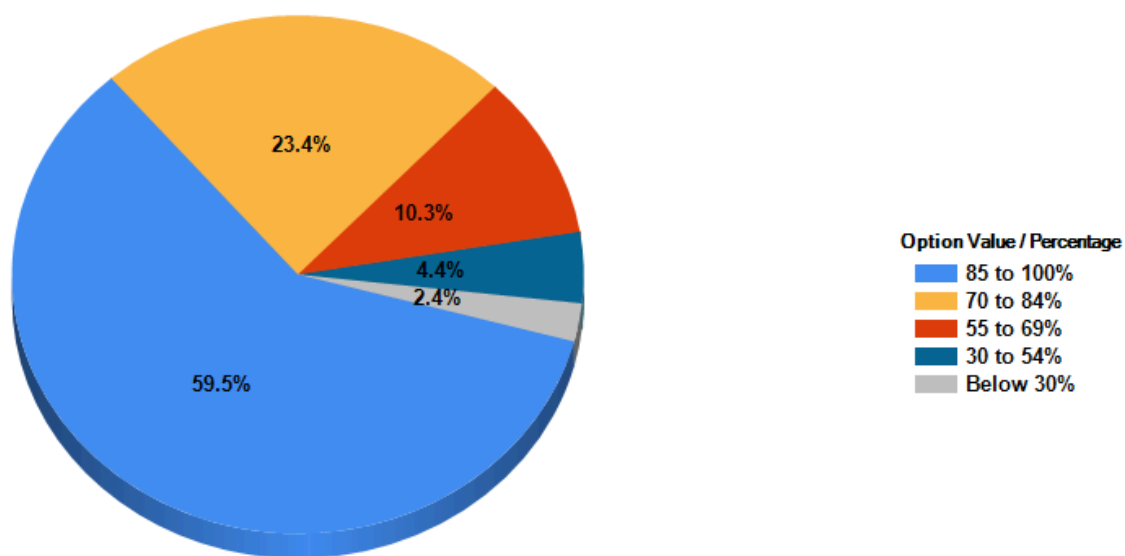
3- Moderate

2- Somewhat

1- Very little

0- Not at all

Choice Number/ Remark	Students Given Responses
4- Excellent	673
3- Better	265
2- Good	116
1- Satisfactory	50
0- Poor	27



Q.8 : The teaching and mentoring process in your institution facilitates you in cognitive, social and emotional growth.

4- Significantly

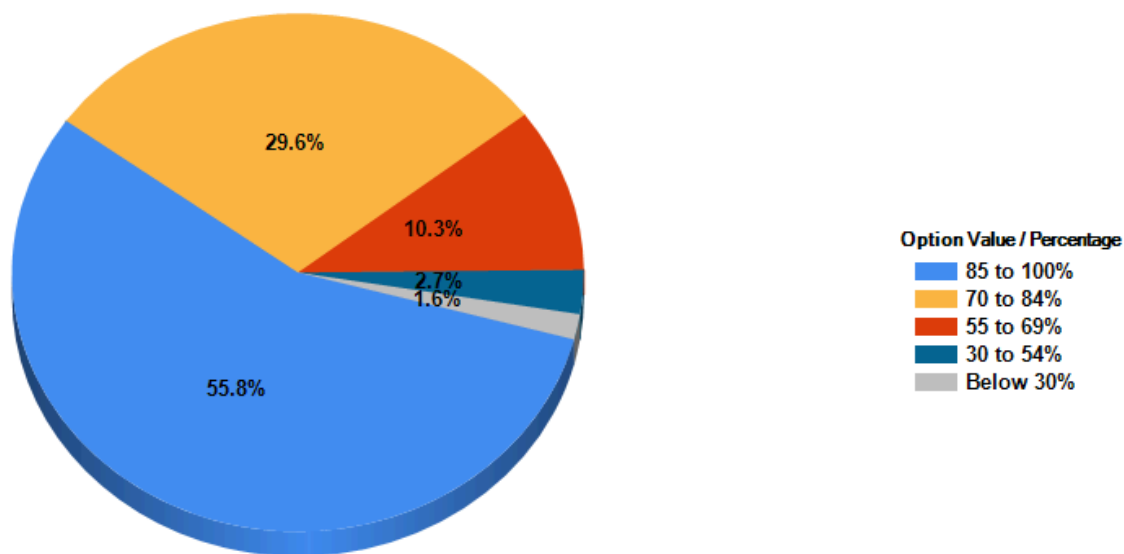
3- Very well

2- Moderately

1- Marginally

0- Not at all

Choice Number/ Remark	Students Given Responses
4- Excellent	631
3- Better	335
2- Good	116
1- Satisfactory	31
0- Poor	18



Q.9 : The institution provides multiple opportunities to learn and grow.

4- Strongly agree

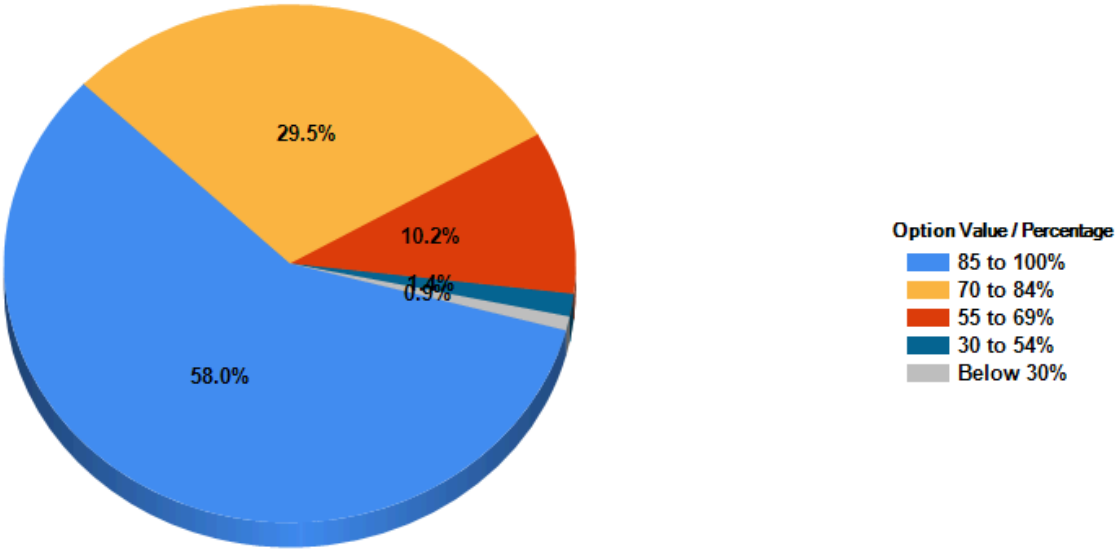
3- Agree

2- Neutral

1- Disagree

0- Strongly disagree

Choice Number/ Remark	Students Given Responses
4- Excellent	656
3- Better	334
2- Good	115
1- Satisfactory	16
0- Poor	10



Q.10 : Teachers inform you about expected competencies, course outcomes and programme outcomes.

4- Every time

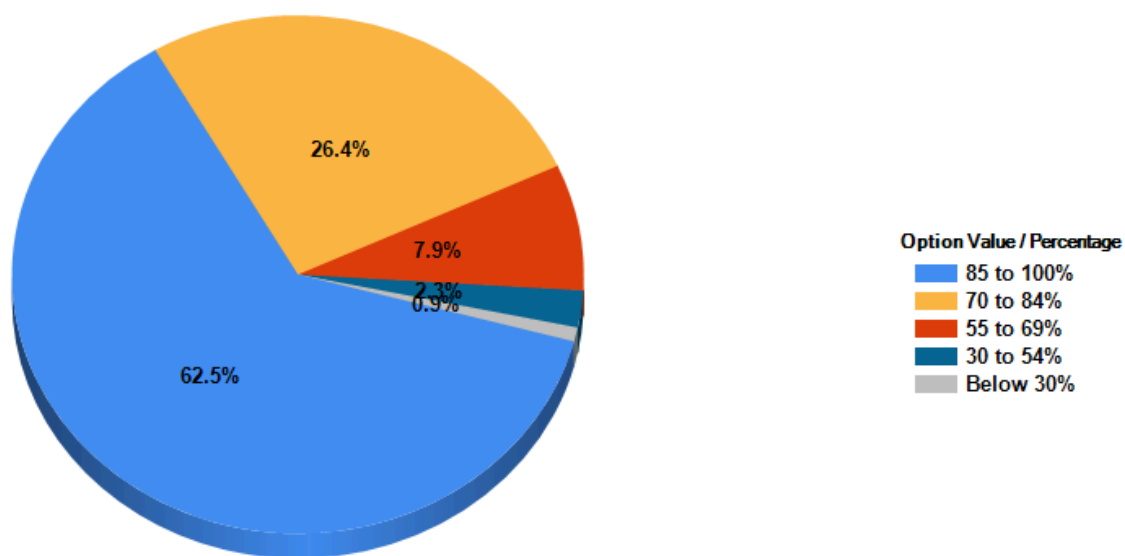
3- Usually

2- Occasionally / Sometimes

1- Rarely

0- Never

Choice Number/ Remark	Students Given Responses
4- Excellent	707
3- Better	299
2- Good	89
1- Satisfactory	26
0- Poor	10



Q.11 : Your mentor does a necessary follow-up with an assigned task to you.

4- Strongly agree

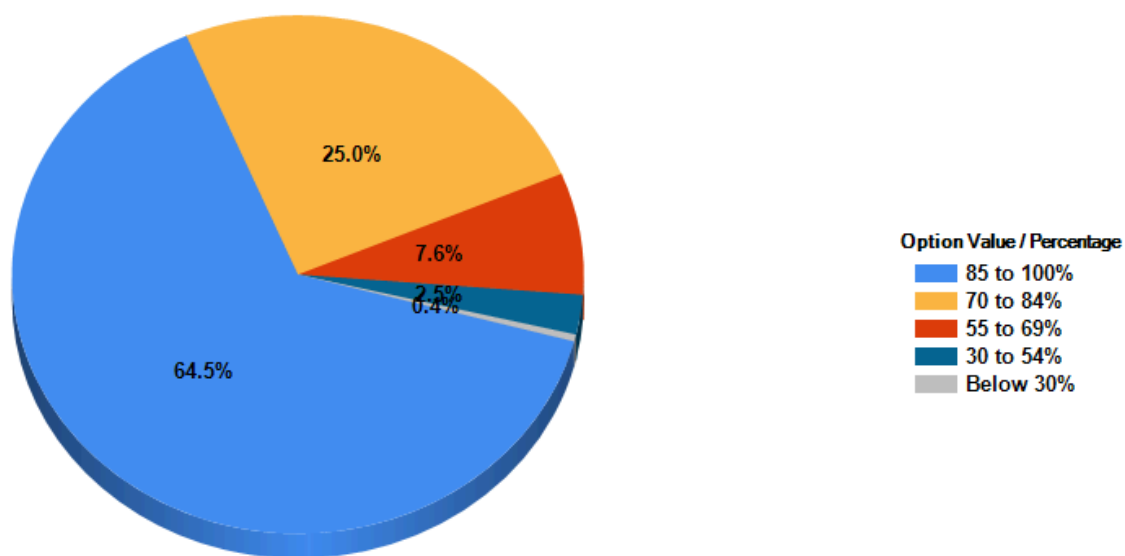
3- Agree

2- Neutral

1- Disagree

0- Strongly disagree

Choice Number/ Remark	Students Given Responses
4- Excellent	729
3- Better	283
2- Good	86
1- Satisfactory	28
0- Poor	5



Q.12 : The teachers illustrate the concepts through examples and applications

4- Excellent

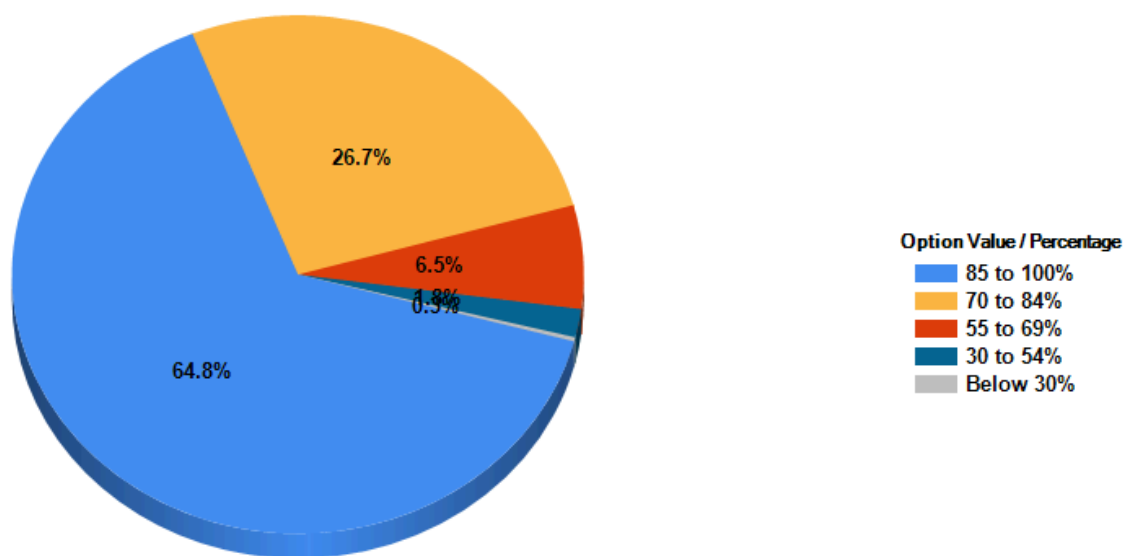
3- Very Good

2- Good

1- Fair

0- Poor

Choice Number/ Remark	Students Given Responses
4- Excellent	733
3- Better	302
2- Good	73
1- Satisfactory	20
0- Poor	3



Q.13 : The teachers identify your strengths and encourage you with providing right level of challenges.

4- Every time

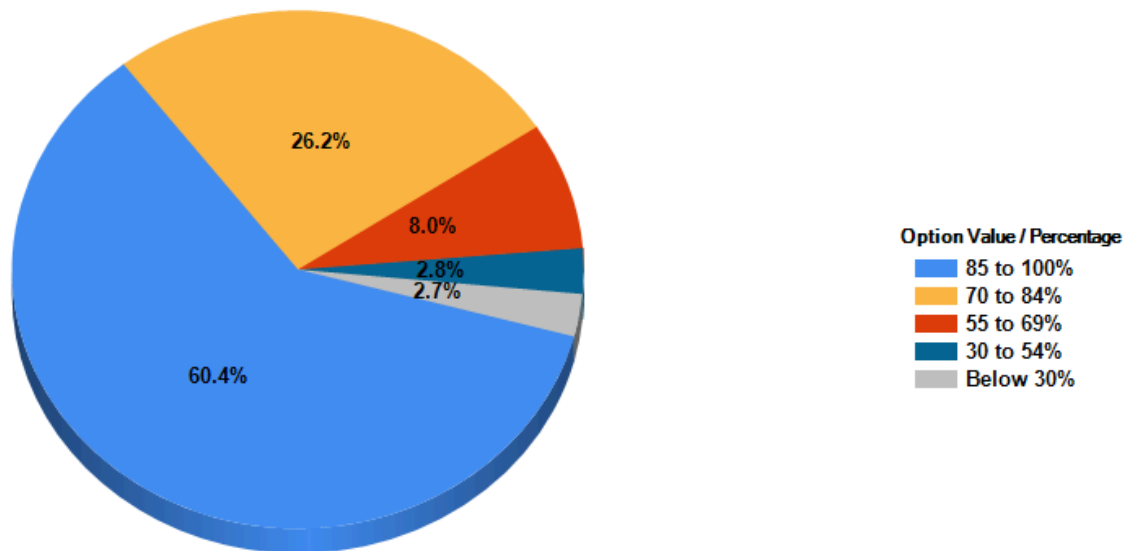
3- Usually

2- Occasionally / Sometimes

1- Rarely

0- Never

Choice Number/ Remark	Students Given Responses
4- Excellent	683
3- Better	296
2- Good	90
1- Satisfactory	32
0- Poor	30



Q.14 : Teachers are able to identify your weaknesses and help you to overcome them

4- Strongly agree

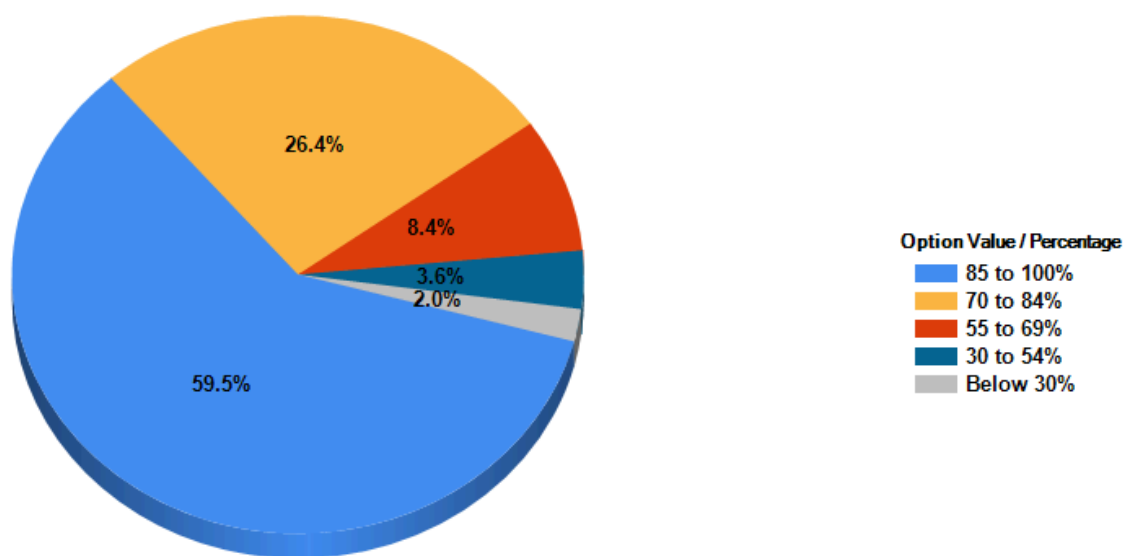
3- Agree

2- Neutral

1- Disagree

0- Strongly disagree

Choice Number/ Remark	Students Given Responses
4- Excellent	673
3- Better	299
2- Good	95
1- Satisfactory	41
0- Poor	23



Q.15 : The institution makes effort to engage students in the monitoring,review and continuous quality improvement of the teaching learning process

4- Strongly agree

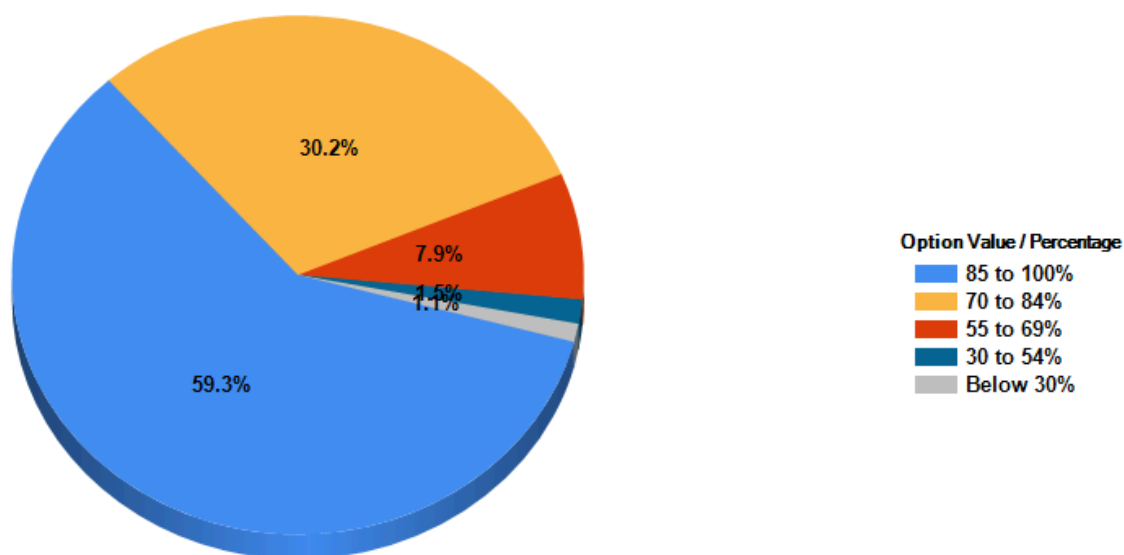
3- Agree

2- Neutral

1- Disagree

0- Strongly disagree

Choice Number/ Remark	Students Given Responses
4- Excellent	671
3- Better	341
2- Good	89
1- Satisfactory	17
0- Poor	13



Q.16 : The institute/teachers use student centric methods,such as experiential learning,participative learning and problem solving methodologies for enhancing learning experiences

4- Strongly agree

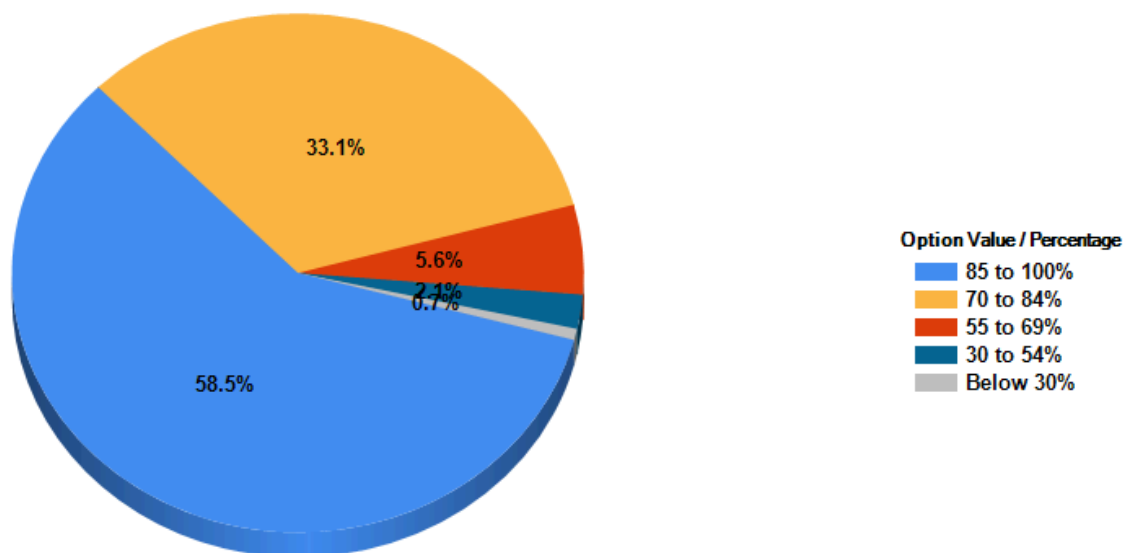
3- Agree

2- Neutral

1- Disagree

0- Strongly disagree

Choice Number/ Remark	Students Given Responses
4- Excellent	662
3- Better	374
2- Good	63
1- Satisfactory	24
0- Poor	8



Q.17 : Teachers encourage you to participate in extracurricular activities

4- Strongly agree

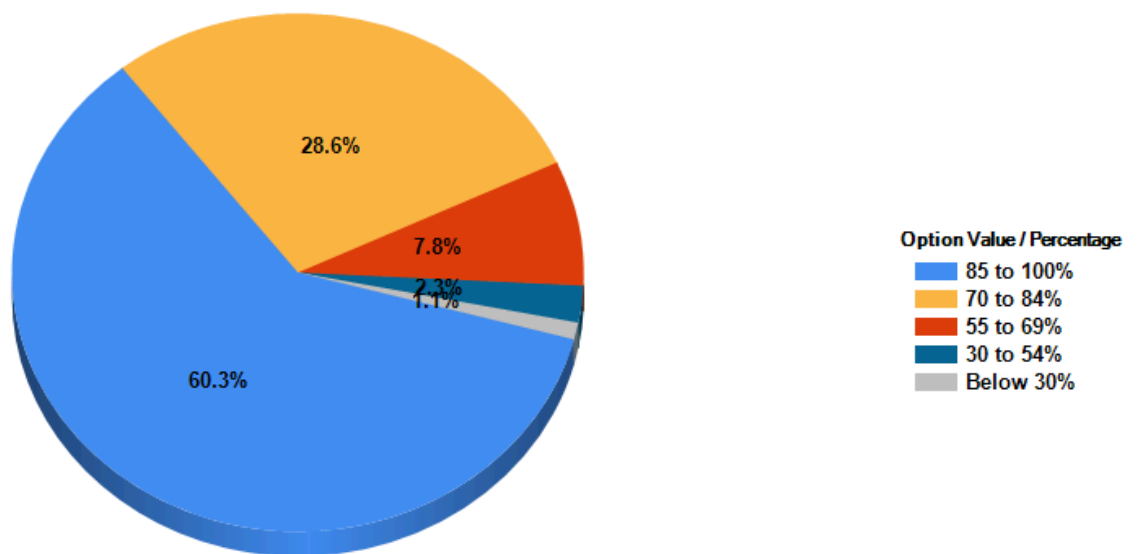
3- Agree

2- Neutral

1- Disagree

0- Strongly disagree

Choice Number/ Remark	Students Given Responses
4- Excellent	682
3- Better	323
2- Good	88
1- Satisfactory	26
0- Poor	12



Q.18 : Effort are made by the institute/teachers to inculcate soft skills and employability skills to make you ready for the world of work

4- Strongly agree

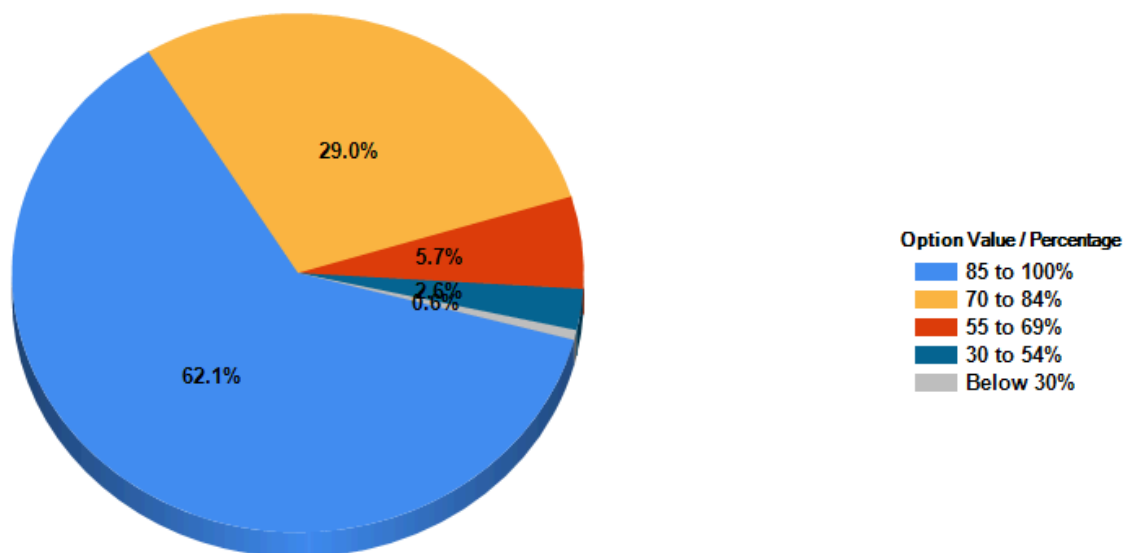
3- Agree

2- Neutral

1- Disagree

0- Strongly disagree

Choice Number/ Remark	Students Given Responses
4- Excellent	702
3- Better	328
2- Good	65
1- Satisfactory	29
0- Poor	7



Q.19 : What percentage of teachers use ICT tools such as LCD projector, Multimedia, etc. while teaching

4- Excellent

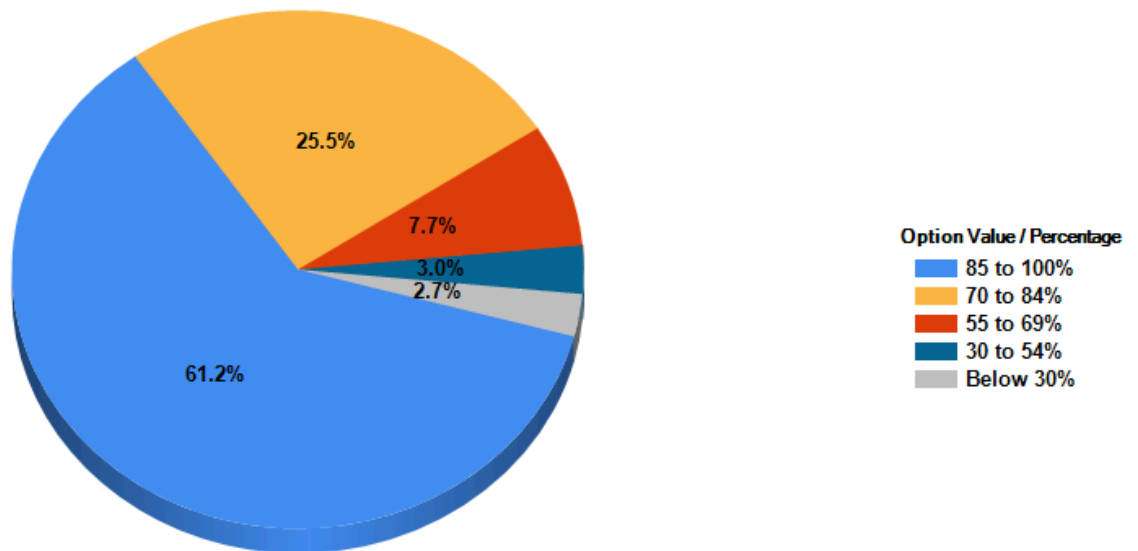
3- Very Good

2- Good

1- Fair

0- Poor

Choice Number/ Remark	Students Given Responses
4- Excellent	692
3- Better	288
2- Good	87
1- Satisfactory	34
0- Poor	30



Q.20 : The overall quality of teaching-learning process in your institute is very good.

4- Strongly agree

3- Agree

2- Neutral

1- Disagree

0- Strongly disagree

Choice Number/ Remark	Students Given Responses
4- Excellent	659
3- Better	356
2- Good	94
1- Satisfactory	12
0- Poor	10

