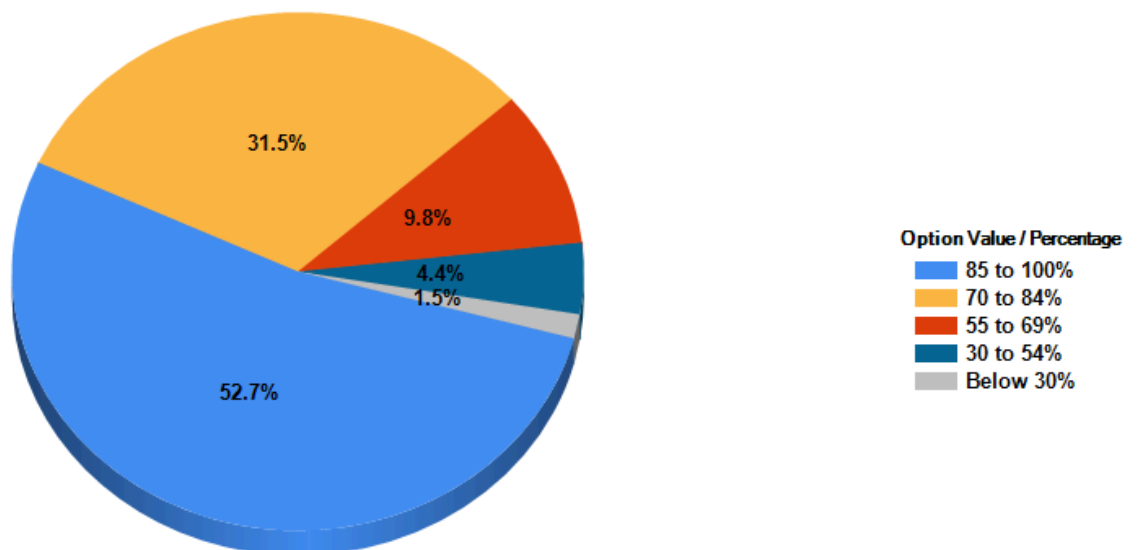


Student Satisfaction Survey Report (A.Y. 2020-21)

Q.1 : How much of the syllabus was covered in the class

- 4- 85 to 100%
- 3- 70 to 84%
- 2- 55 to 69%
- 1- 30 to 54%
- 0- Below 30%

Choice Number/ Remark	Students Given Responses
4- Excellent	2772
3- Better	1657
2- Good	514
1- Satisfactory	233
0- Poor	80



Q.1 : How much of the syllabus was covered in the class ?

4- 85 to 100%

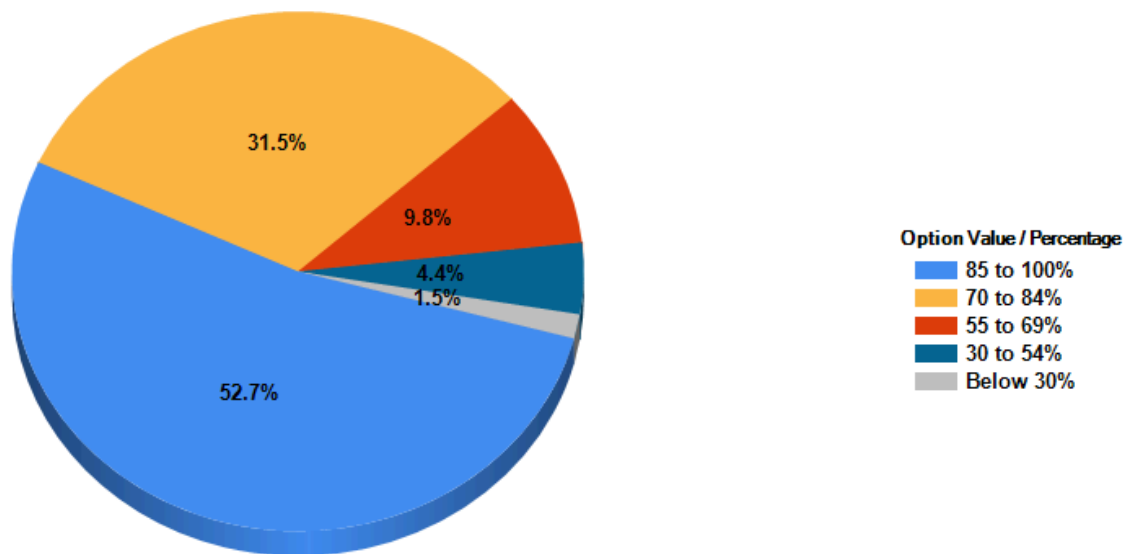
3- 70 to 84%

2- 55 to 69%

1- 30 to 54%

0- Below 30%

Choice Number/ Remark	Students Given Responses
4- Excellent	2772
3- Better	1657
2- Good	514
1- Satisfactory	233
0- Poor	80



Q.2 : How well did the teachers prepare for the classes?

4- Thoroughly

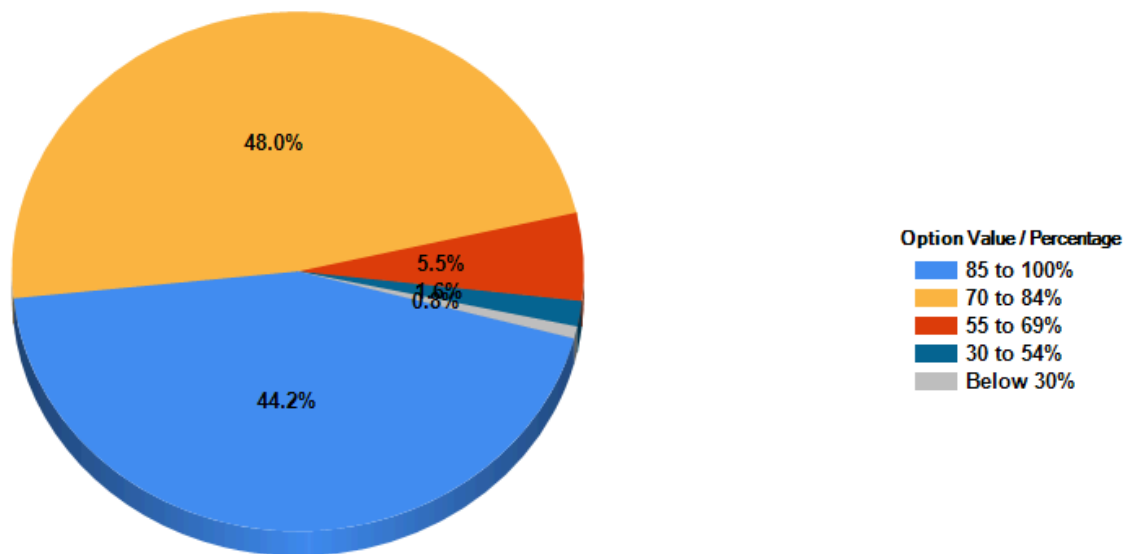
3- Satisfactorily

2- Poorly

1- Indifferently

0- Won't teach at all

Choice Number/ Remark	Students Given Responses
4- Excellent	2322
3- Better	2524
2- Good	287
1- Satisfactory	83
0- Poor	40



Q.3 : How well were the teachers able to communicate?

4- Always effective

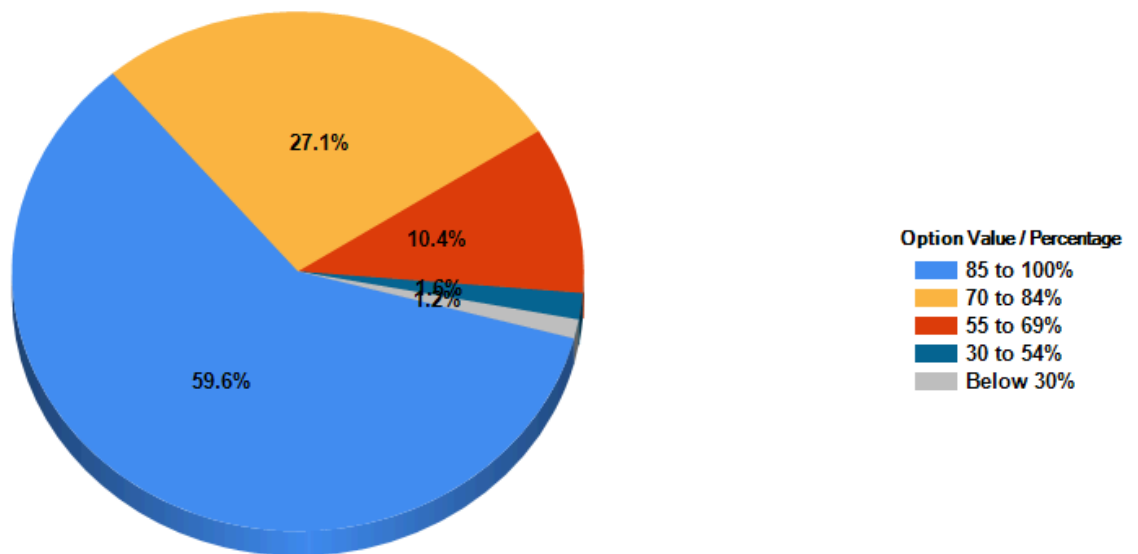
3- Sometimes effective

2- Just satisfactorily

1- Generally ineffective

0- Very poor communication

Choice Number/ Remark	Students Given Responses
4- Excellent	3133
3- Better	1427
2- Good	547
1- Satisfactory	86
0- Poor	63



Q.4 : The teacher's approach to teaching can best be des

4- Every time

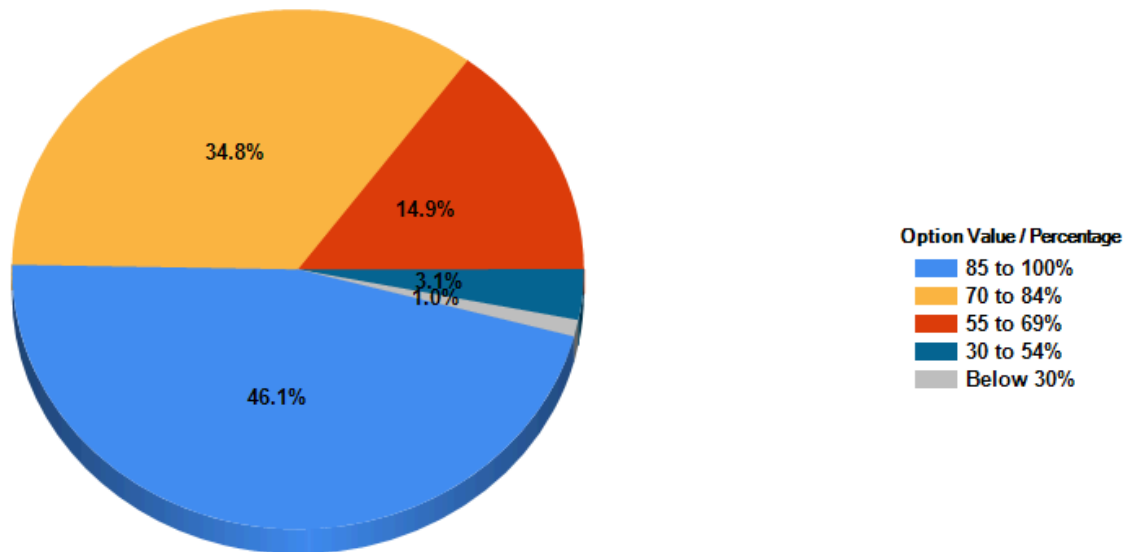
3- Usually

2- Occasionally / Sometimes

1- Rarely

0- Never

Choice Number/ Remark	Students Given Responses
4- Excellent	2424
3- Better	1831
2- Good	781
1- Satisfactory	165
0- Poor	55



Q.4 : The teacher's approach to teaching can best be described as

4- Every time

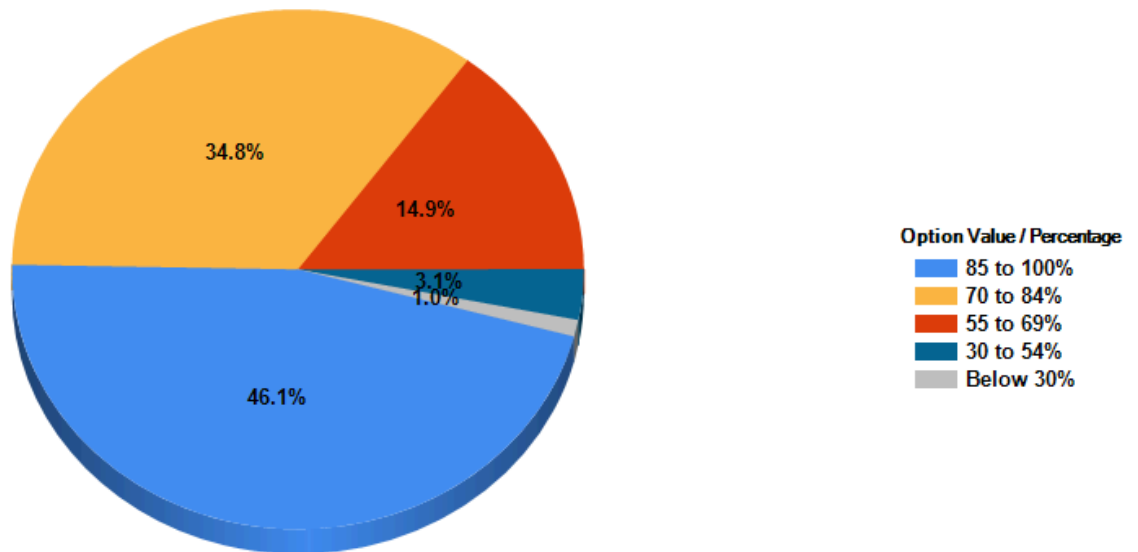
3- Usually

2- Occasionally / Sometimes

1- Rarely

0- Never

Choice Number/ Remark	Students Given Responses
4- Excellent	2424
3- Better	1831
2- Good	781
1- Satisfactory	165
0- Poor	55



Q.5 : Fairness of the internal evaluation process by the

4- Excellent

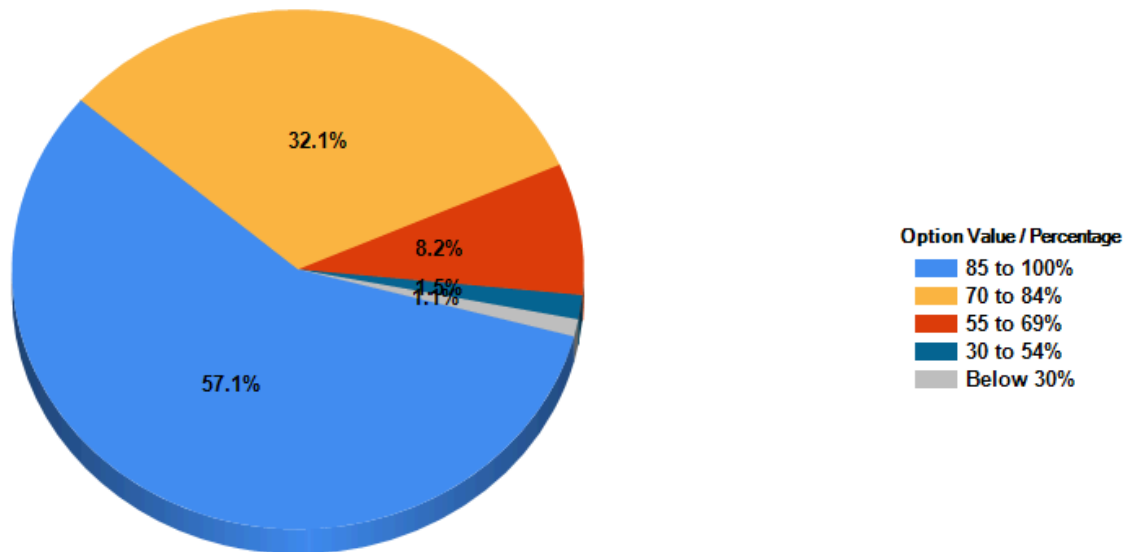
3- Very Good

2- Good

1- Fair

0- Poor

Choice Number/ Remark	Students Given Responses
4- Excellent	3002
3- Better	1688
2- Good	430
1- Satisfactory	79
0- Poor	57



Q.5 : Fairness of the internal evaluation process by the teachers.

4- Excellent

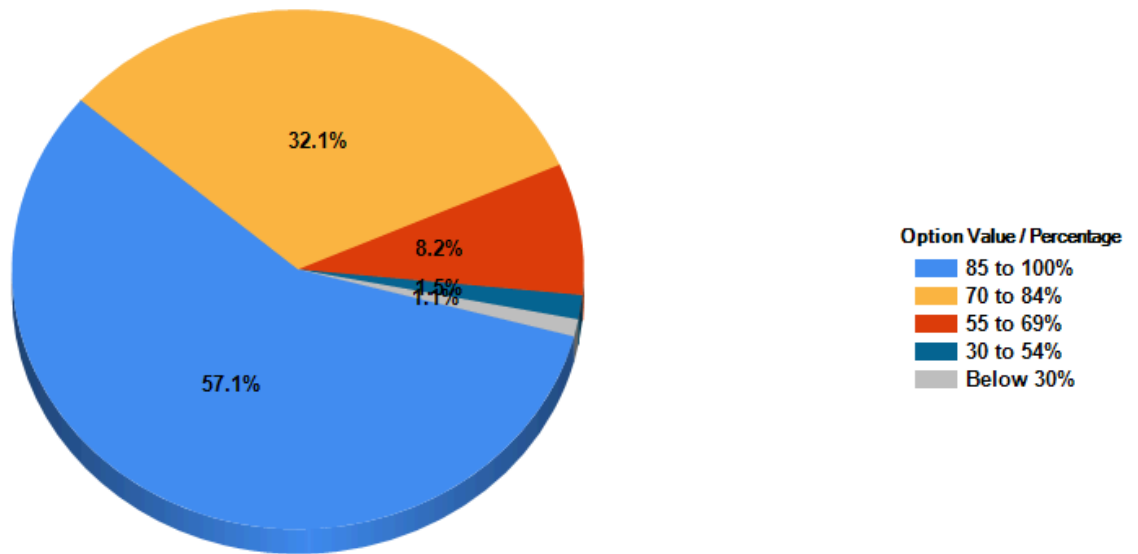
3- Very Good

2- Good

1- Fair

0- Poor

Choice Number/ Remark	Students Given Responses
4- Excellent	3002
3- Better	1688
2- Good	430
1- Satisfactory	79
0- Poor	57



Q.6 : Was your performance in assignment discussed with

4- Always

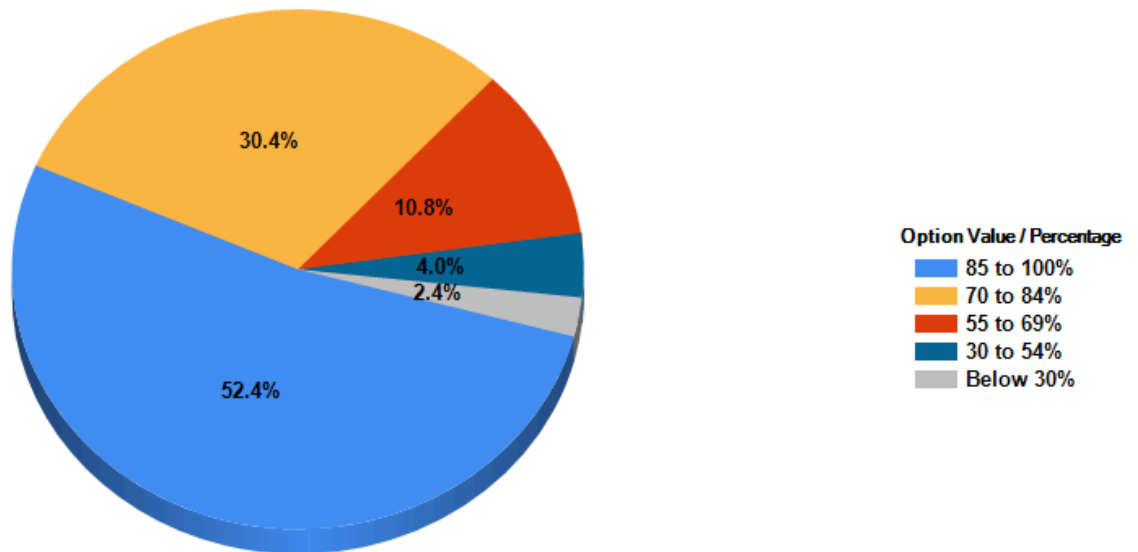
3- Usually

2- Occasionally / Sometimes

1- Rarely

0- Never

Choice Number/ Remark	Students Given Responses
4- Excellent	2753
3- Better	1597
2- Good	569
1- Satisfactory	209
0- Poor	128



Q.6 : Was your performance in assignment discussed with you?

4- Always

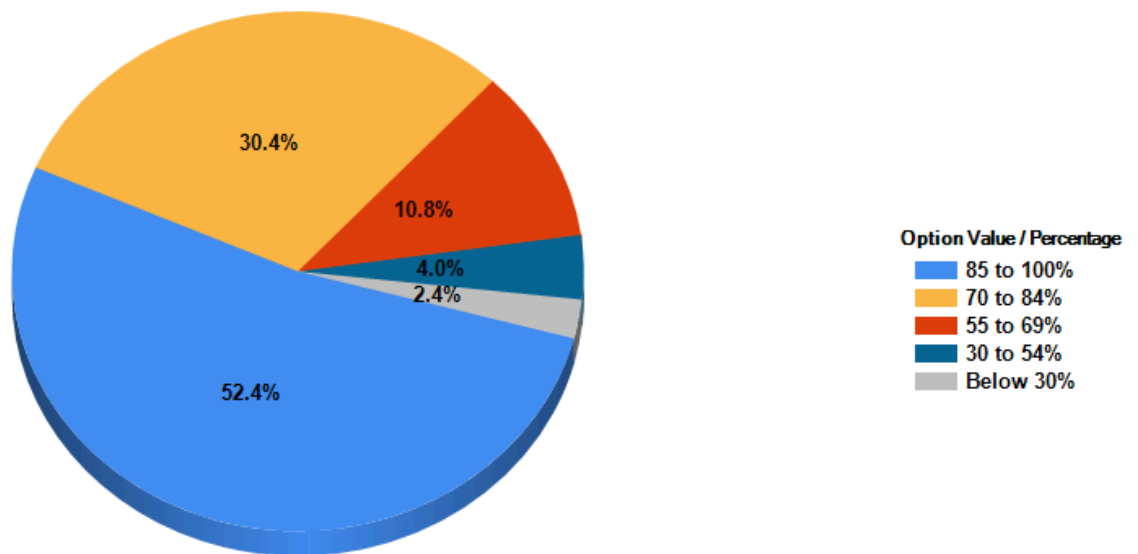
3- Usually

2- Occasionally / Sometimes

1- Rarely

0- Never

Choice Number/ Remark	Students Given Responses
4- Excellent	2753
3- Better	1597
2- Good	569
1- Satisfactory	209
0- Poor	128



Q.7 : The institute takes active interest in promoting i

4- To a great extent

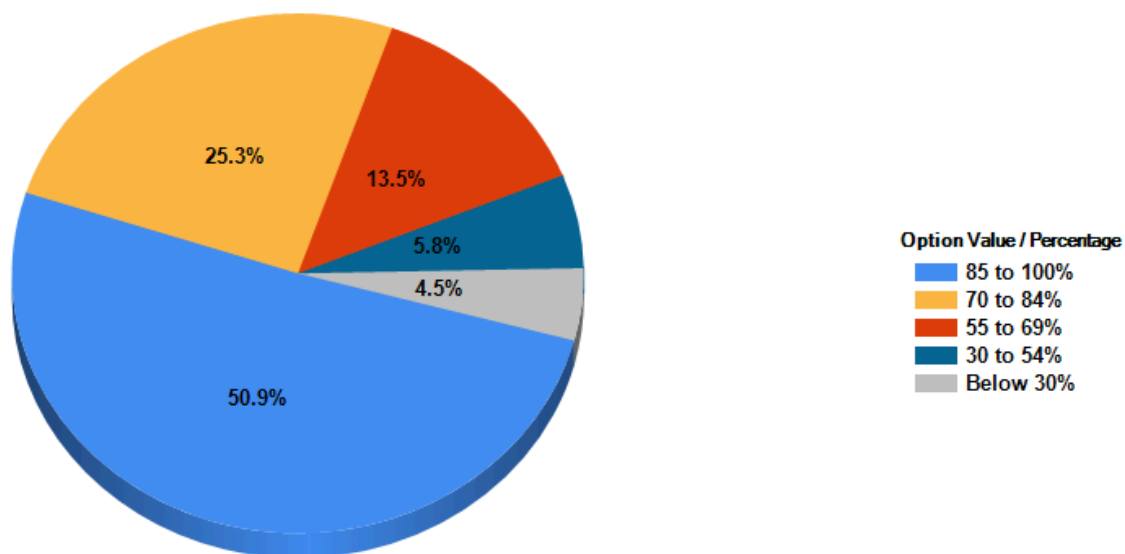
3- Moderate

2- Somewhat

1- Very little

0- Not at all

Choice Number/ Remark	Students Given Responses
4- Excellent	2673
3- Better	1331
2- Good	709
1- Satisfactory	307
0- Poor	236



Q.7 : The institute takes active interest in promoting internship, student exchange, field visit opportunities for students

4- To a great extent

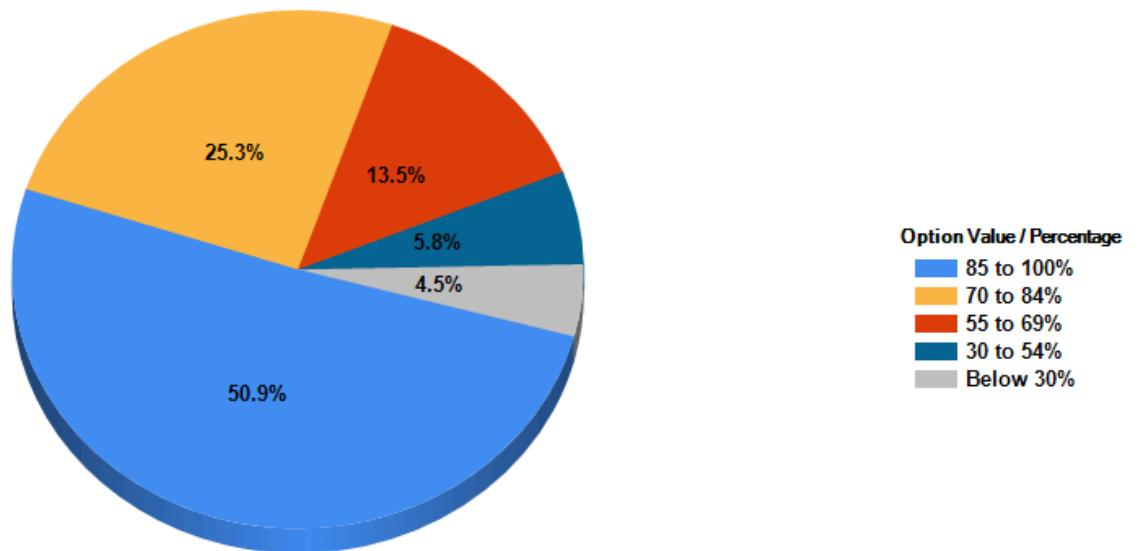
3- Moderate

2- Somewhat

1- Very little

0- Not at all

Choice Number/ Remark	Students Given Responses
4- Excellent	2673
3- Better	1331
2- Good	709
1- Satisfactory	307
0- Poor	236



Q.8 : The teaching and mentoring process in your institu

4- Significantly

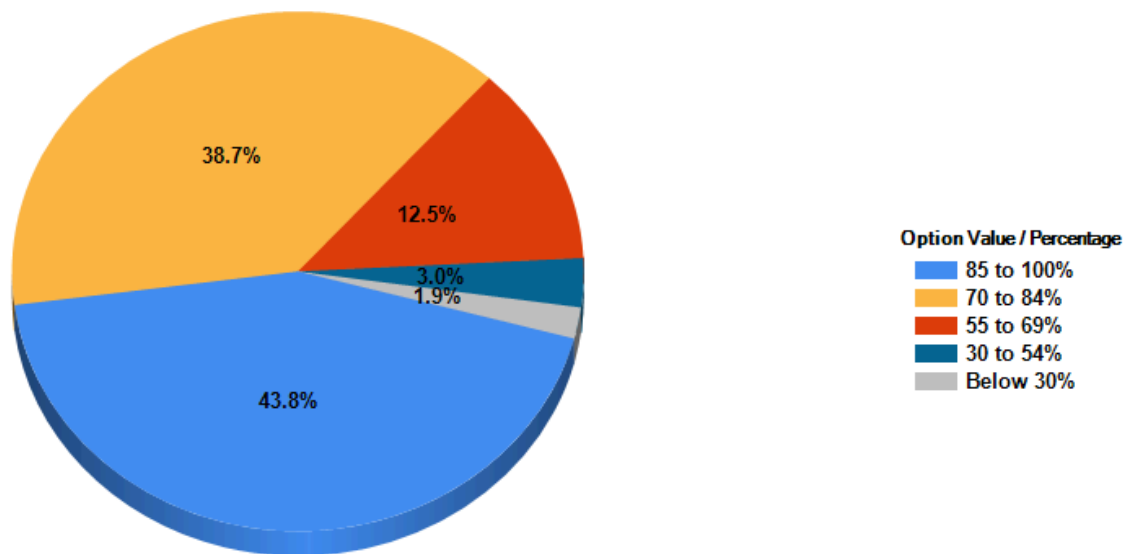
3- Very well

2- Moderately

1- Marginally

0- Not at all

Choice Number/ Remark	Students Given Responses
4- Excellent	2300
3- Better	2036
2- Good	658
1- Satisfactory	160
0- Poor	102



Q.8 : The teaching and mentoring process in your institution facilitates you in cognitive, social and emotional growth.

4- Significantly

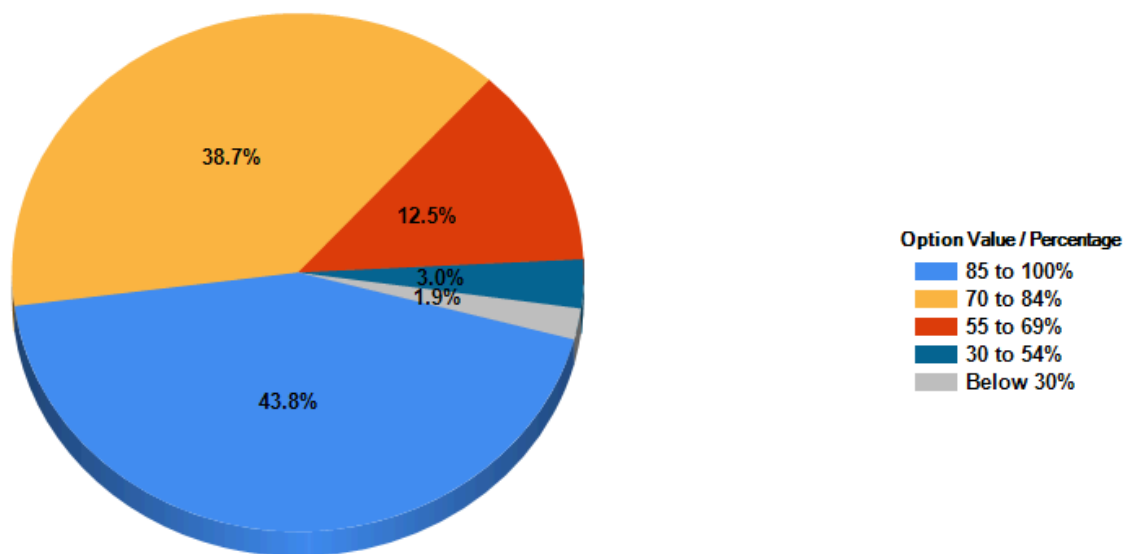
3- Very well

2- Moderately

1- Marginally

0- Not at all

Choice Number/ Remark	Students Given Responses
4- Excellent	2300
3- Better	2036
2- Good	658
1- Satisfactory	160
0- Poor	102



Q.9 : The institution provides multiple opportunities to

4- Strongly agree

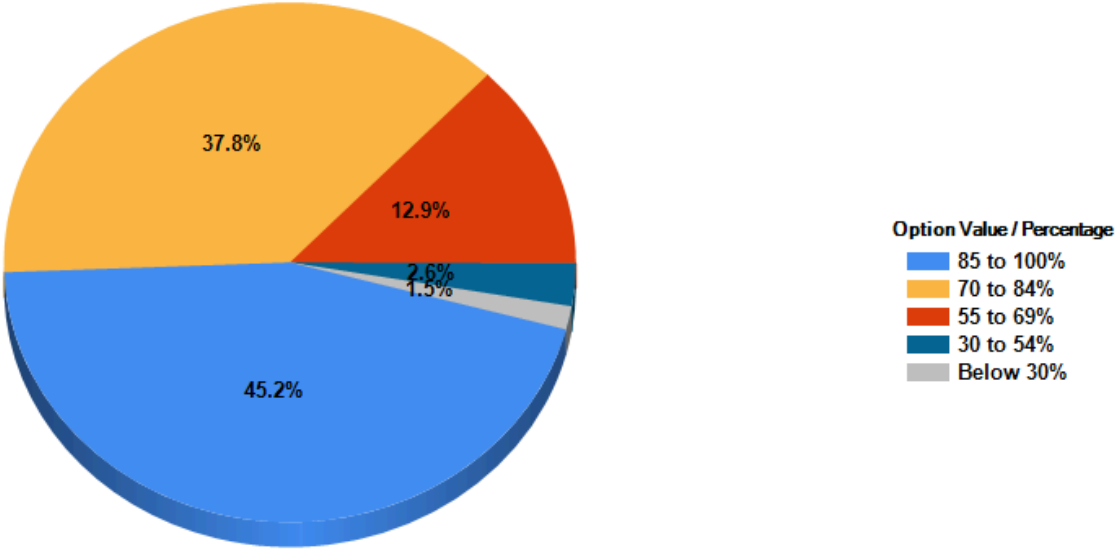
3- Agree

2- Neutral

1- Disagree

0- Strongly disagree

Choice Number/ Remark	Students Given Responses
4- Excellent	2377
3- Better	1985
2- Good	678
1- Satisfactory	139
0- Poor	77



Q.9 : The institution provides multiple opportunities to learn and grow.

4- Strongly agree

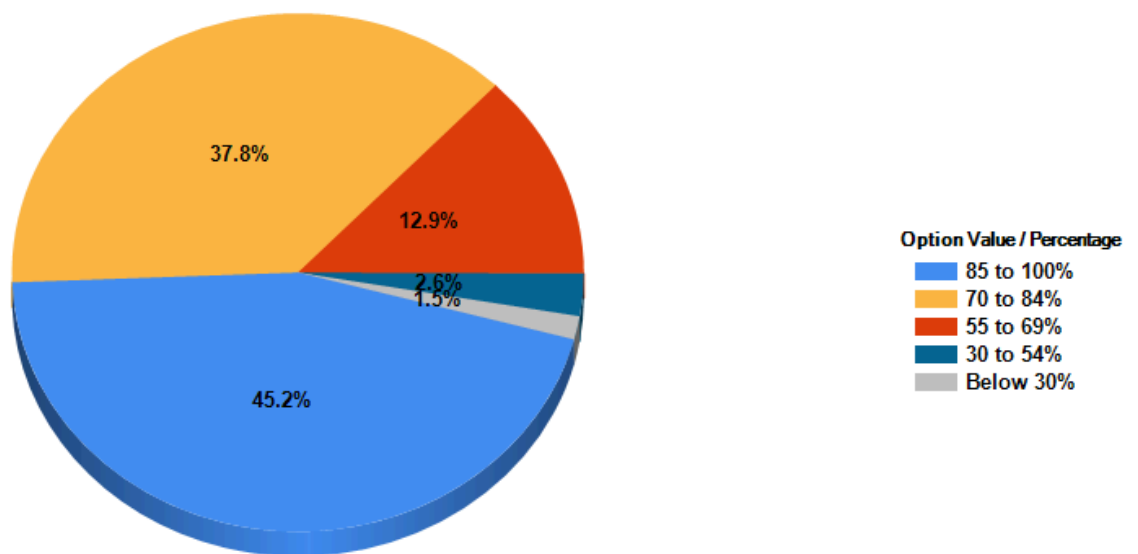
3- Agree

2- Neutral

1- Disagree

0- Strongly disagree

Choice Number/ Remark	Students Given Responses
4- Excellent	2377
3- Better	1985
2- Good	678
1- Satisfactory	139
0- Poor	77



Q.10 : Teachers inform you about expected competencies,co

4- Every time

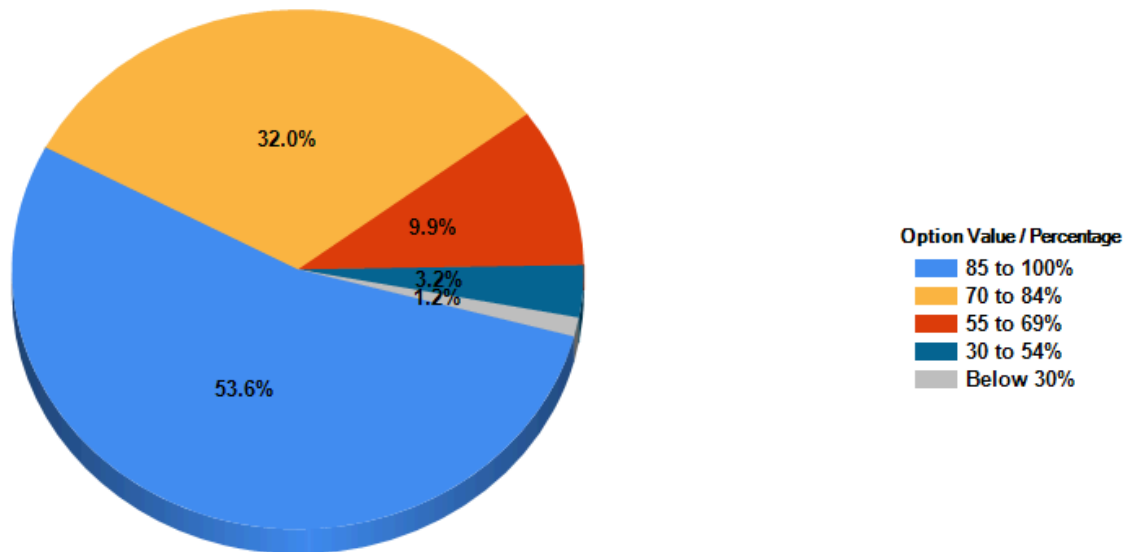
3- Usually

2- Occasionally / Sometimes

1- Rarely

0- Never

Choice Number/ Remark	Students Given Responses
4- Excellent	2818
3- Better	1683
2- Good	522
1- Satisfactory	170
0- Poor	63



Q.10 : Teachers inform you about expected competencies, course outcomes and programme outcomes.

4- Every time

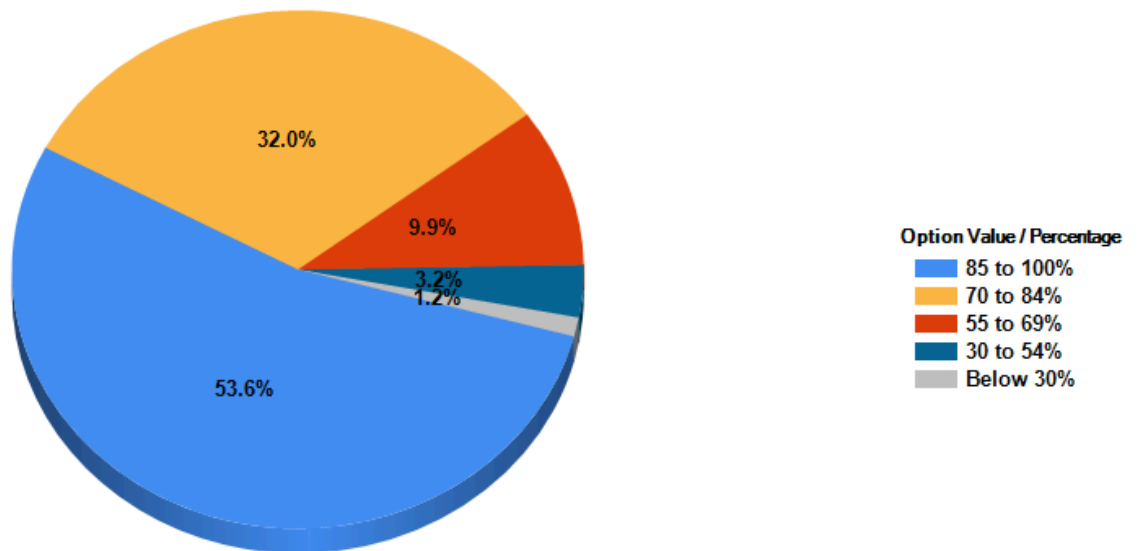
3- Usually

2- Occasionally / Sometimes

1- Rarely

0- Never

Choice Number/ Remark	Students Given Responses
4- Excellent	2818
3- Better	1683
2- Good	522
1- Satisfactory	170
0- Poor	63



Q.11 : Your mentor does a necessary follow-up with an ass

4- Strongly agree

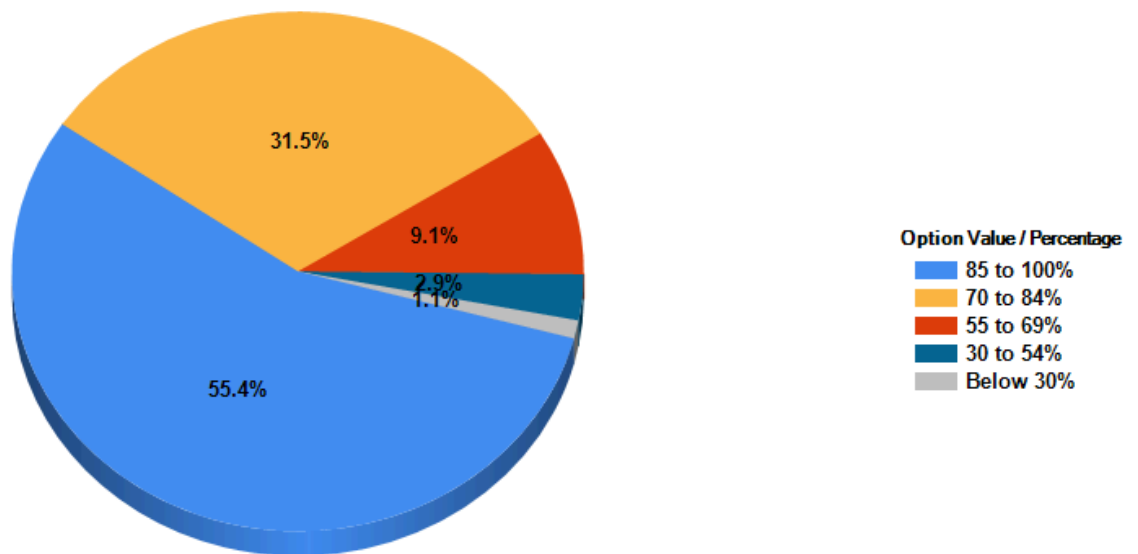
3- Agree

2- Neutral

1- Disagree

0- Strongly disagree

Choice Number/ Remark	Students Given Responses
4- Excellent	2913
3- Better	1656
2- Good	477
1- Satisfactory	150
0- Poor	60



Q.11 : Your mentor does a necessary follow-up with an assigned task to you.

4- Strongly agree

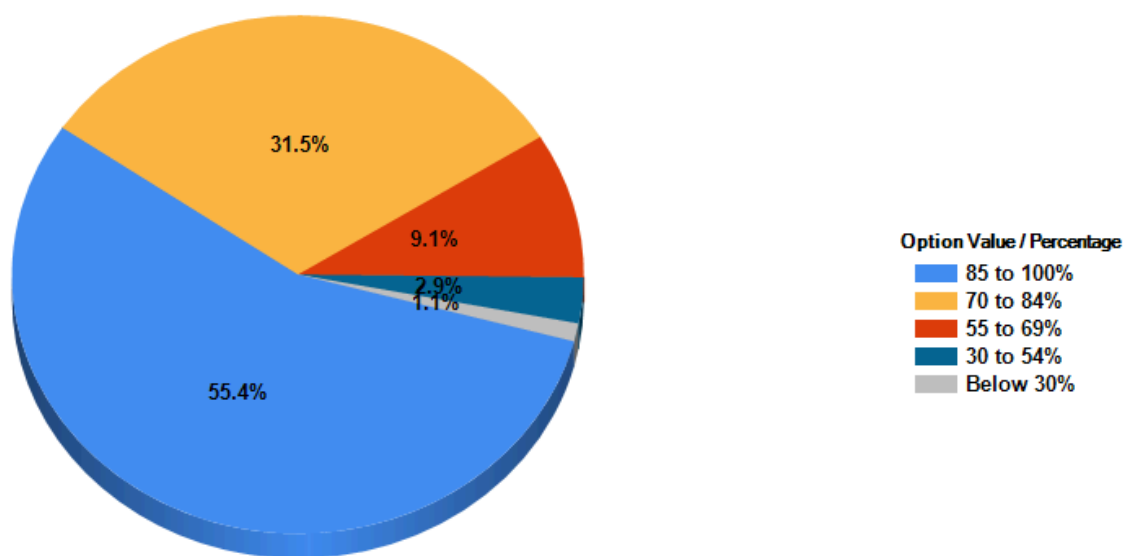
3- Agree

2- Neutral

1- Disagree

0- Strongly disagree

Choice Number/ Remark	Students Given Responses
4- Excellent	2913
3- Better	1656
2- Good	477
1- Satisfactory	150
0- Poor	60



Q.12 : The teachers illustrate the concepts through exam

4- Excellent

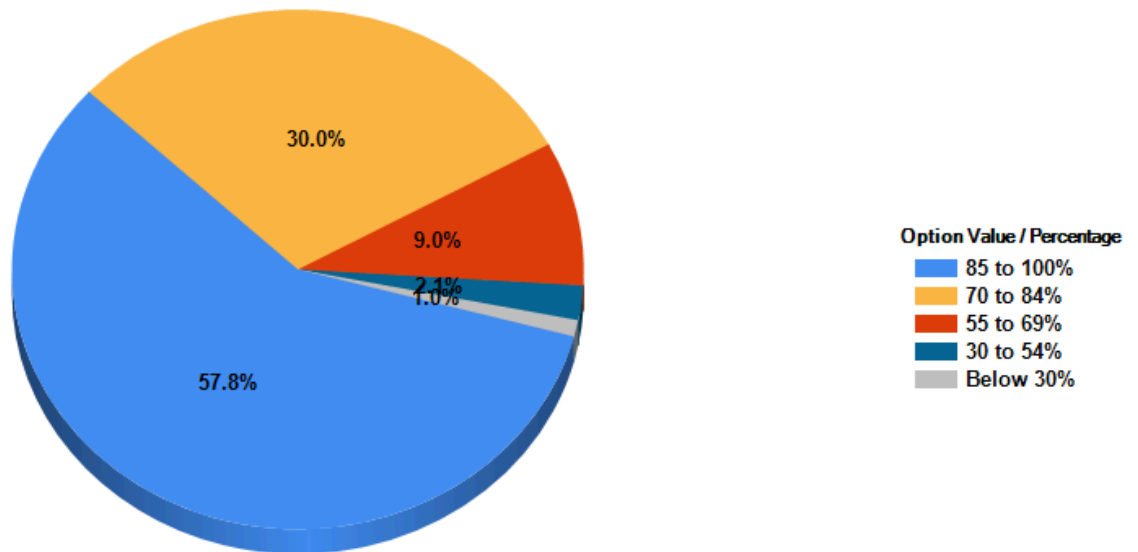
3- Very Good

2- Good

1- Fair

0- Poor

Choice Number/ Remark	Students Given Responses
4- Excellent	3038
3- Better	1579
2- Good	472
1- Satisfactory	113
0- Poor	54



Q.12 : The teachers illustrate the concepts through examples and applications

4- Excellent

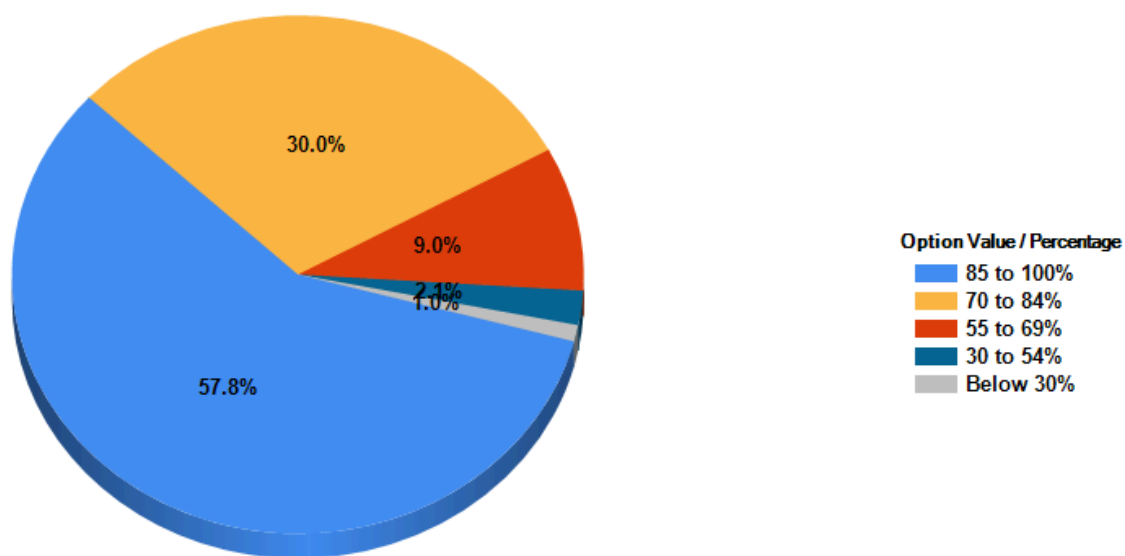
3- Very Good

2- Good

1- Fair

0- Poor

Choice Number/ Remark	Students Given Responses
4- Excellent	3038
3- Better	1579
2- Good	472
1- Satisfactory	113
0- Poor	54



Q.13 : The teachers identify your strengths and encourage

4- Every time

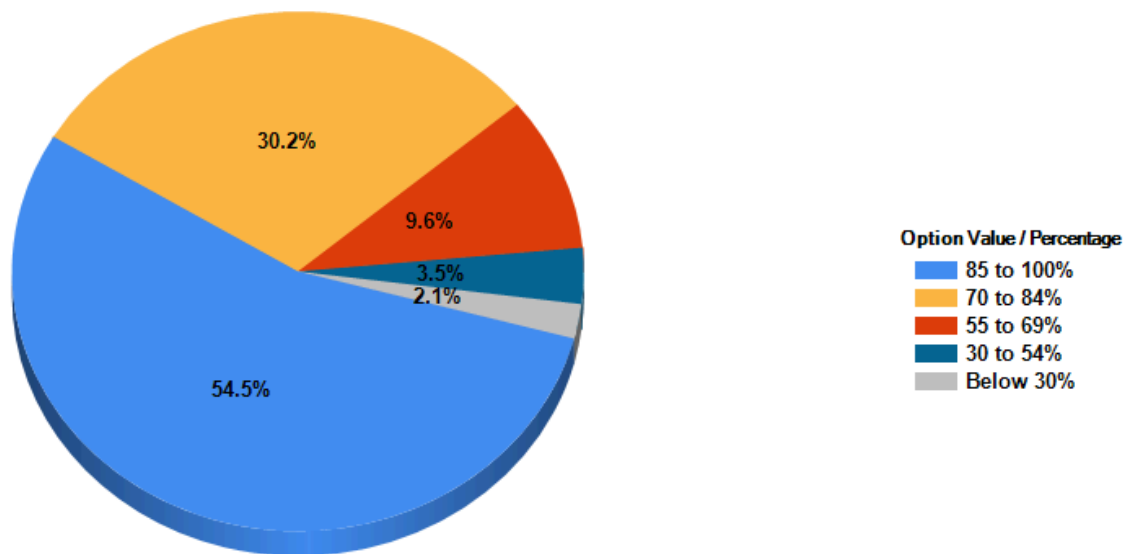
3- Usually

2- Occasionally / Sometimes

1- Rarely

0- Never

Choice Number/ Remark	Students Given Responses
4- Excellent	2865
3- Better	1589
2- Good	506
1- Satisfactory	183
0- Poor	113



Q.13 : The teachers identify your strengths and encourage you with providing right level of challenges.

4- Every time

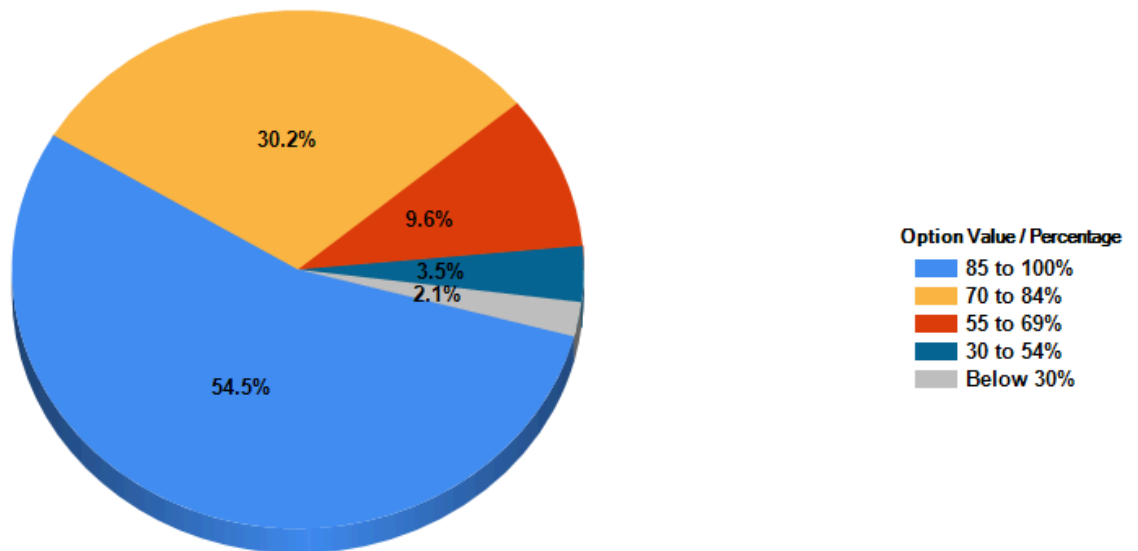
3- Usually

2- Occasionally / Sometimes

1- Rarely

0- Never

Choice Number/ Remark	Students Given Responses
4- Excellent	2865
3- Better	1589
2- Good	506
1- Satisfactory	183
0- Poor	113



Q.14 : Teachers are able to identify your weaknesses and

4- Strongly agree

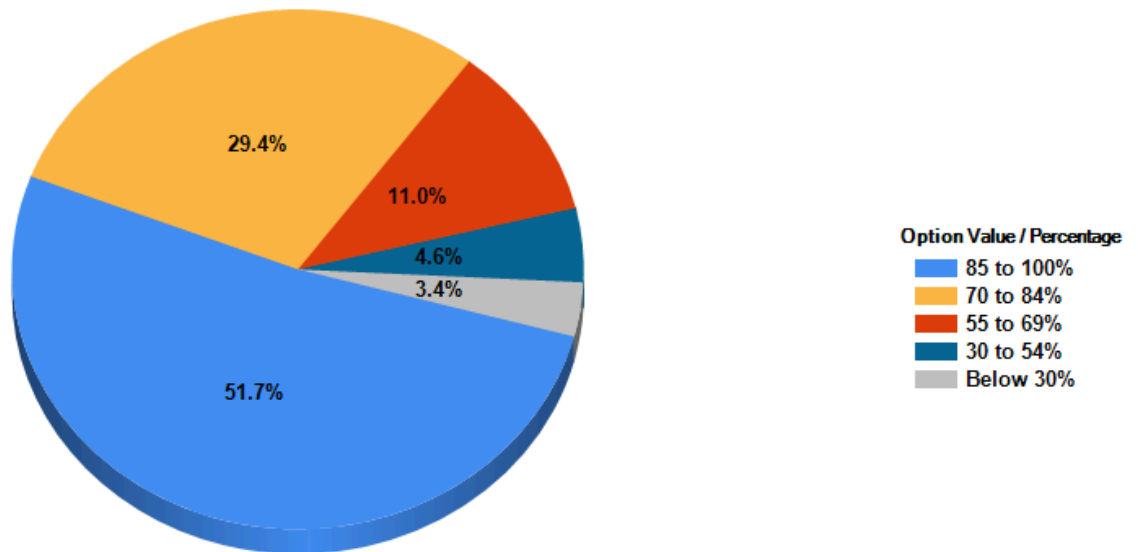
3- Agree

2- Neutral

1- Disagree

0- Strongly disagree

Choice Number/ Remark	Students Given Responses
4- Excellent	2715
3- Better	1546
2- Good	576
1- Satisfactory	242
0- Poor	177



Q.14 : Teachers are able to identify your weaknesses and help you to overcome them

4- Strongly agree

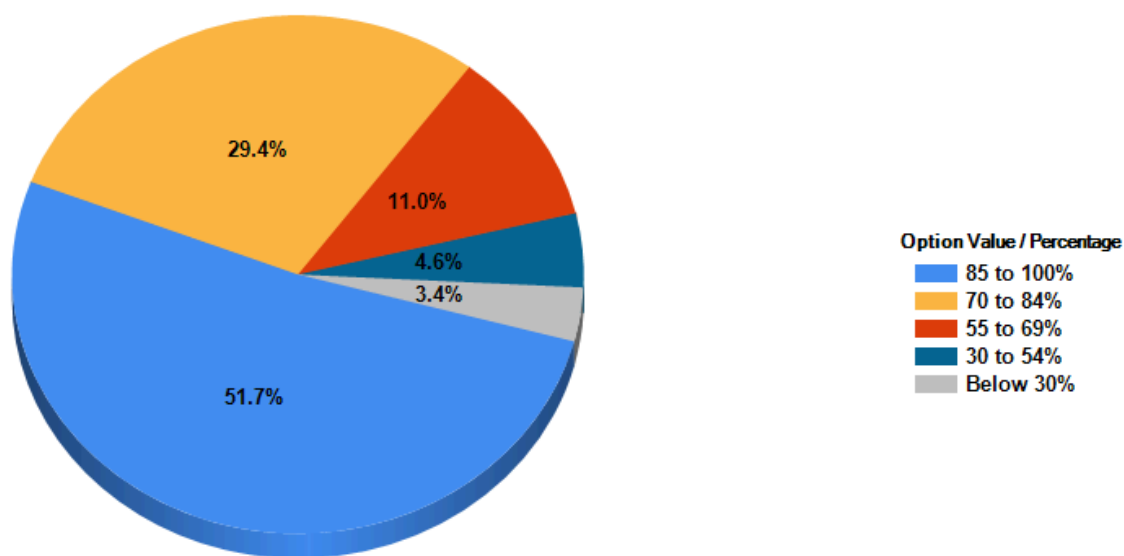
3- Agree

2- Neutral

1- Disagree

0- Strongly disagree

Choice Number/ Remark	Students Given Responses
4- Excellent	2715
3- Better	1546
2- Good	576
1- Satisfactory	242
0- Poor	177



Q.15 : The institution makes effort to engage students in

4- Strongly agree

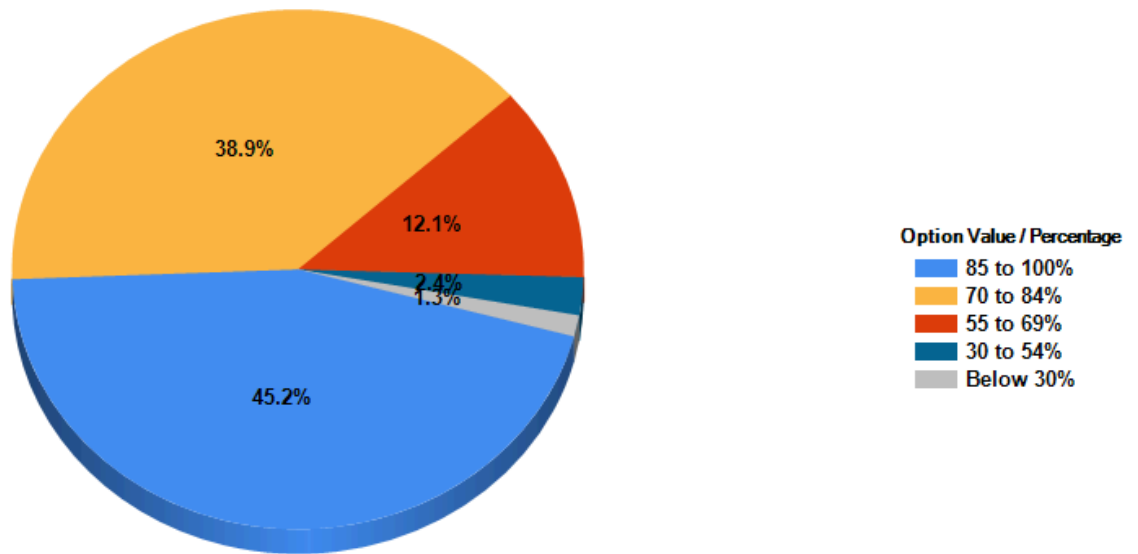
3- Agree

2- Neutral

1- Disagree

0- Strongly disagree

Choice Number/ Remark	Students Given Responses
4- Excellent	2377
3- Better	2047
2- Good	638
1- Satisfactory	124
0- Poor	70



Q.15 : The institution makes effort to engage students in the monitoring,review and continuous quality improvement of the teaching learning process

4- Strongly agree

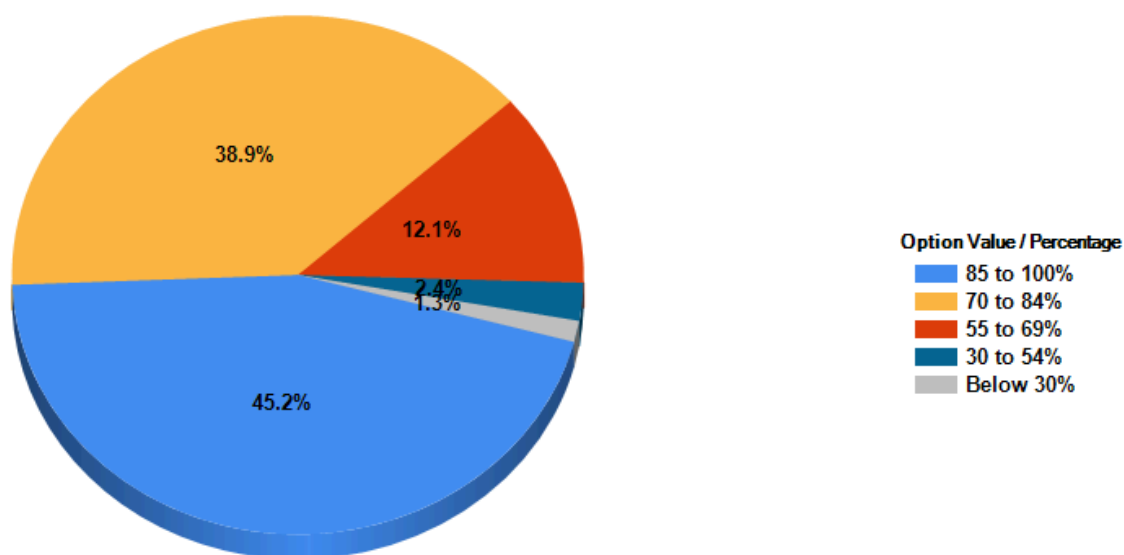
3- Agree

2- Neutral

1- Disagree

0- Strongly disagree

Choice Number/ Remark	Students Given Responses
4- Excellent	2377
3- Better	2047
2- Good	638
1- Satisfactory	124
0- Poor	70



Q.16 : The institute/teachers use student centric methods

4- Strongly agree

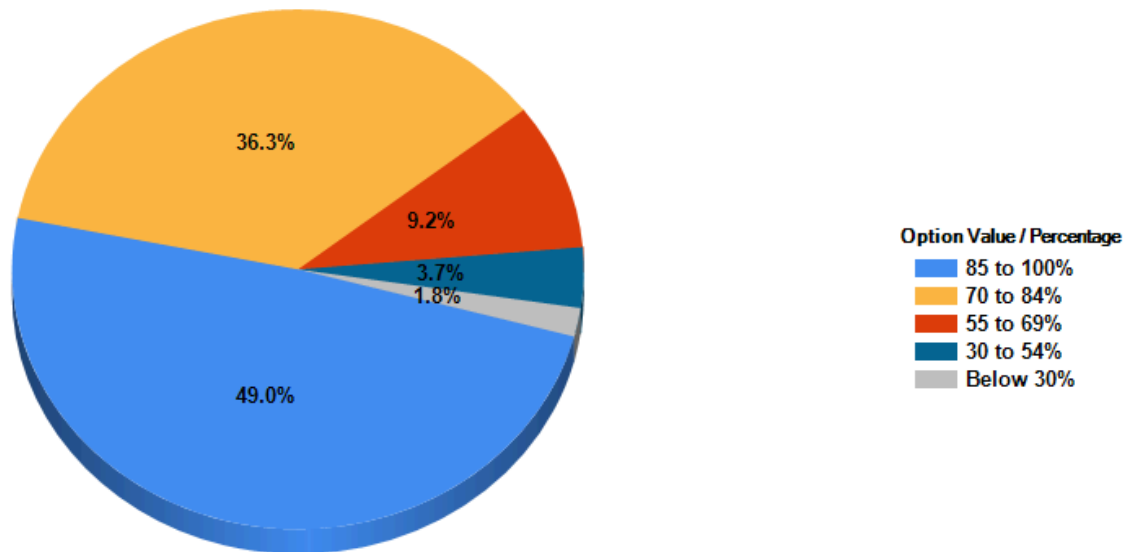
3- Agree

2- Neutral

1- Disagree

0- Strongly disagree

Choice Number/ Remark	Students Given Responses
4- Excellent	2576
3- Better	1908
2- Good	481
1- Satisfactory	197
0- Poor	94



Q.16 : The institute/teachers use student centric methods,such as experiential learning,participative learning and problem solving methodologies for enhancing learning experiences

4- Strongly agree

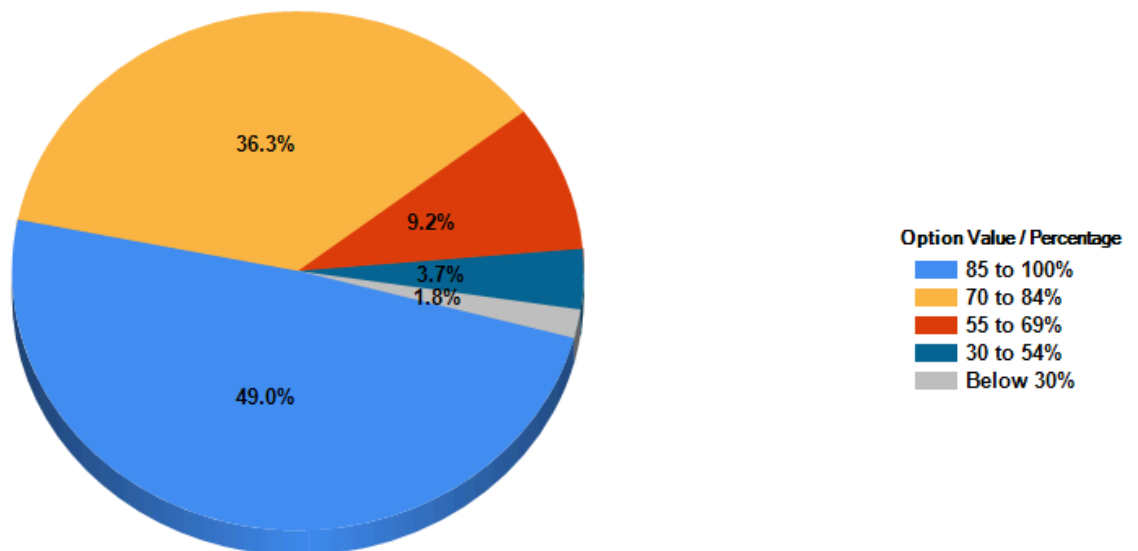
3- Agree

2- Neutral

1- Disagree

0- Strongly disagree

Choice Number/ Remark	Students Given Responses
4- Excellent	2576
3- Better	1908
2- Good	481
1- Satisfactory	197
0- Poor	94



Q.17 : Teachers encourage you to participate in extracurr

4- Strongly agree

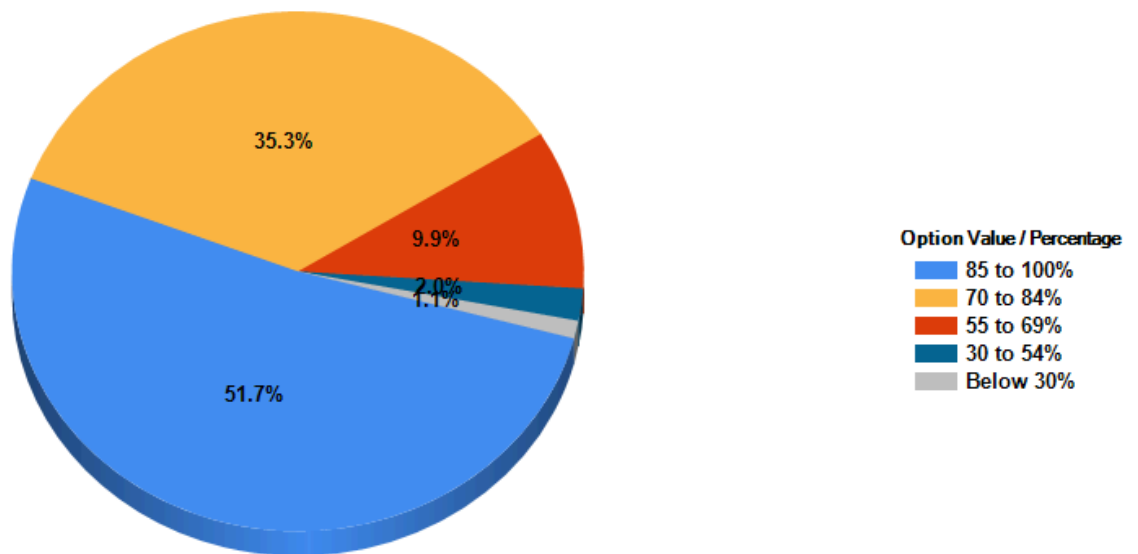
3- Agree

2- Neutral

1- Disagree

0- Strongly disagree

Choice Number/ Remark	Students Given Responses
4- Excellent	2715
3- Better	1856
2- Good	521
1- Satisfactory	105
0- Poor	59



Q.17 : Teachers encourage you to participate in extracurricular activities

4- Strongly agree

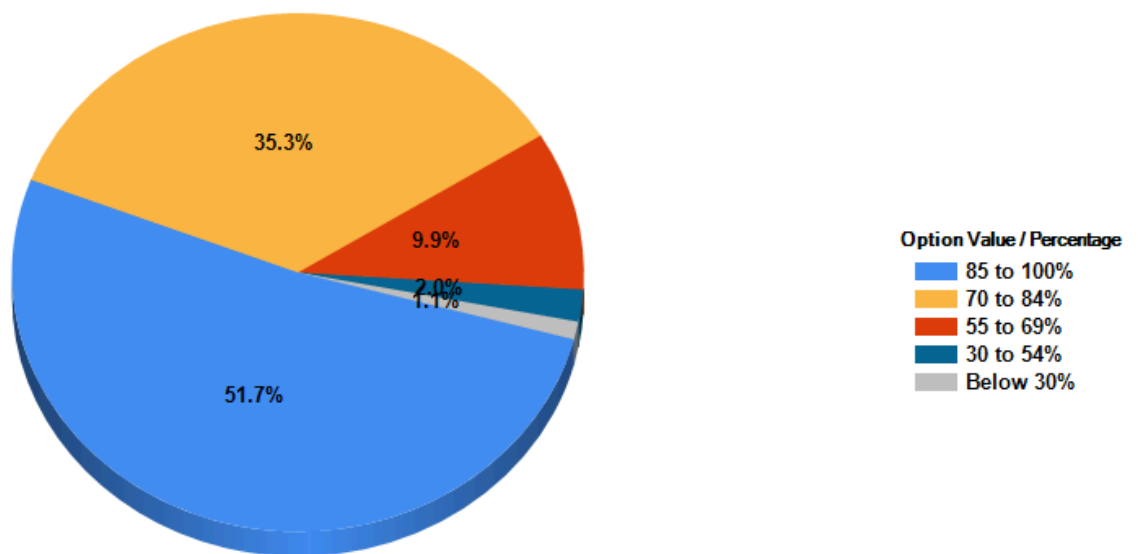
3- Agree

2- Neutral

1- Disagree

0- Strongly disagree

Choice Number/ Remark	Students Given Responses
4- Excellent	2715
3- Better	1856
2- Good	521
1- Satisfactory	105
0- Poor	59



Q.18 : Effort are made by the institute/teachers to incul

4- Strongly agree

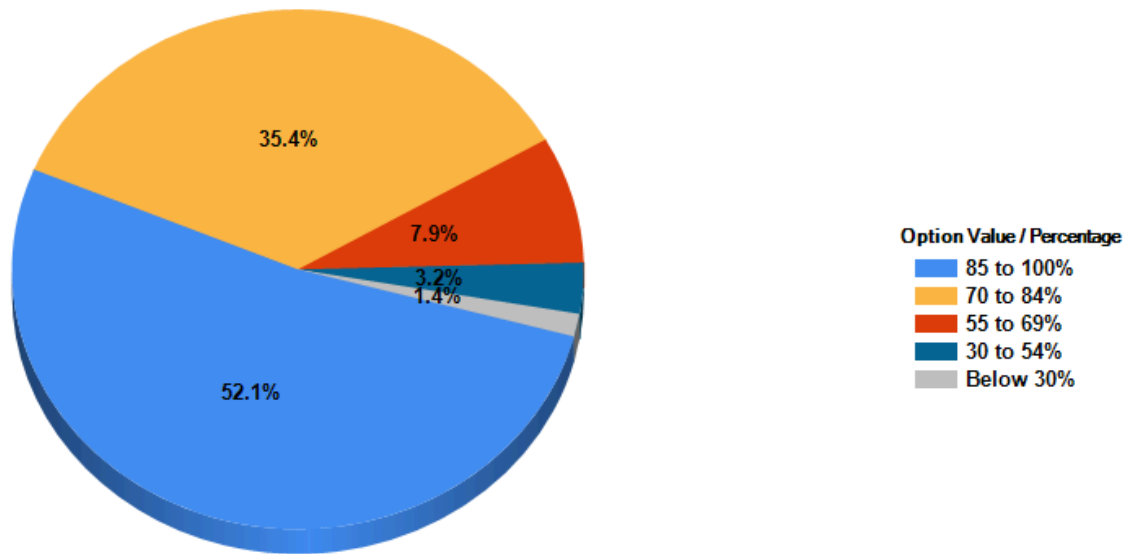
3- Agree

2- Neutral

1- Disagree

0- Strongly disagree

Choice Number/ Remark	Students Given Responses
4- Excellent	2739
3- Better	1860
2- Good	416
1- Satisfactory	166
0- Poor	75



Q.18 : Effort are made by the institute/teachers to inculcate soft skills and employability skills to make you ready for the world of work

4- Strongly agree

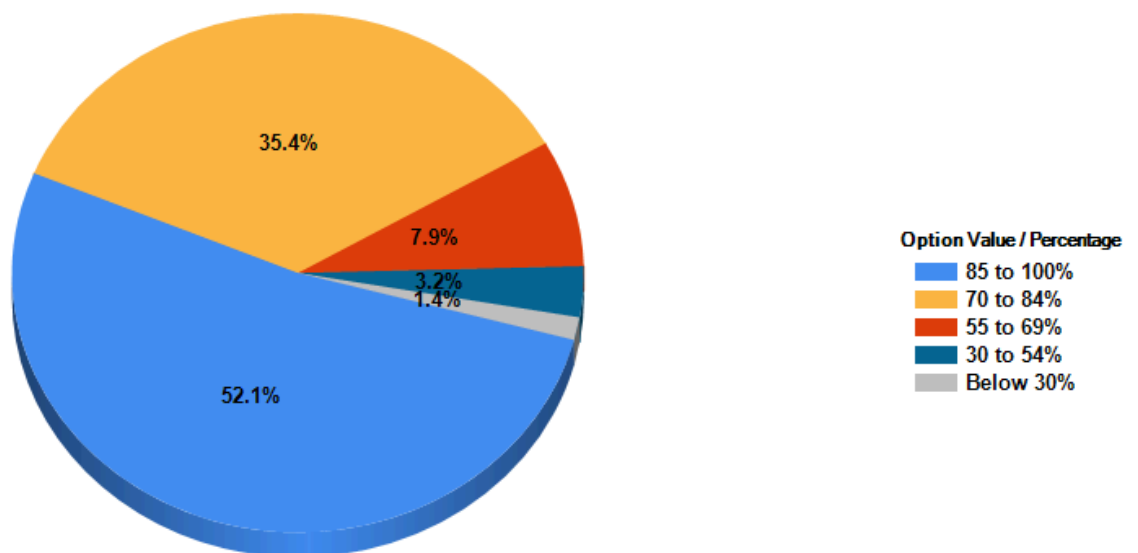
3- Agree

2- Neutral

1- Disagree

0- Strongly disagree

Choice Number/ Remark	Students Given Responses
4- Excellent	2739
3- Better	1860
2- Good	416
1- Satisfactory	166
0- Poor	75



Q.19 : What percentage of teachers use ICT tools such as

4- Excellent

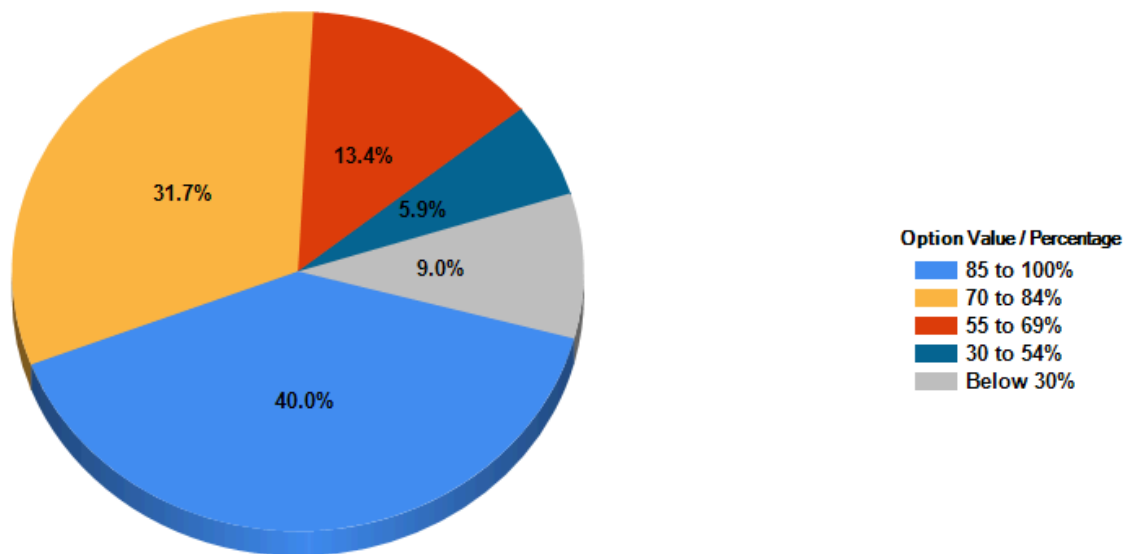
3- Very Good

2- Good

1- Fair

0- Poor

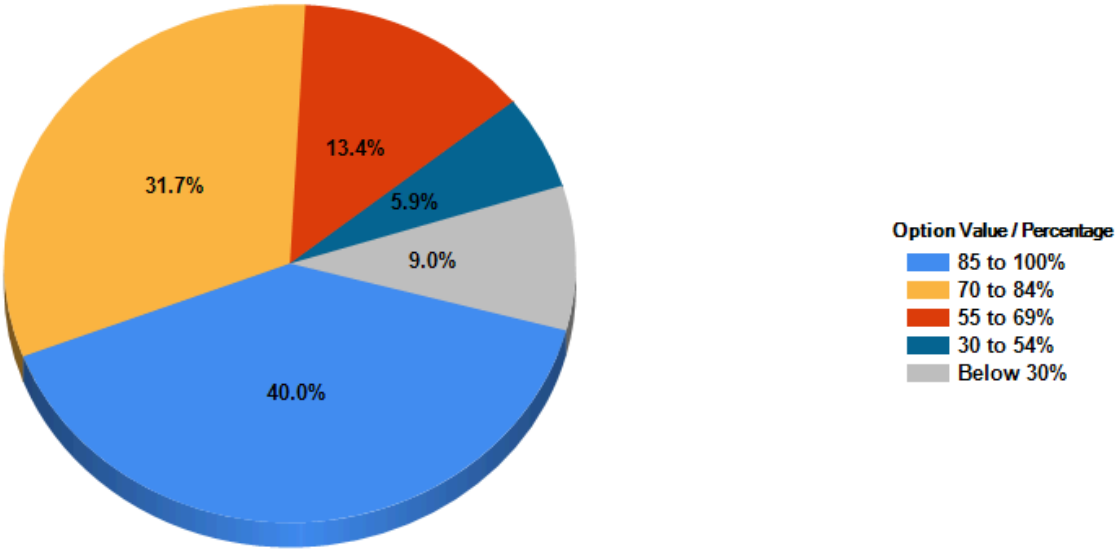
Choice Number/ Remark	Students Given Responses
4- Excellent	2102
3- Better	1666
2- Good	704
1- Satisfactory	309
0- Poor	475



Q.19 : What percentage of teachers use ICT tools such as LCD projector, Multimedia, etc. while teaching

- 4- Excellent
- 3- Very Good
- 2- Good
- 1- Fair
- 0- Poor

Choice Number/ Remark	Students Given Responses
4- Excellent	2102
3- Better	1666
2- Good	704
1- Satisfactory	309
0- Poor	475



Q.20 : The overall quality of teaching-learning process i

4- Strongly agree

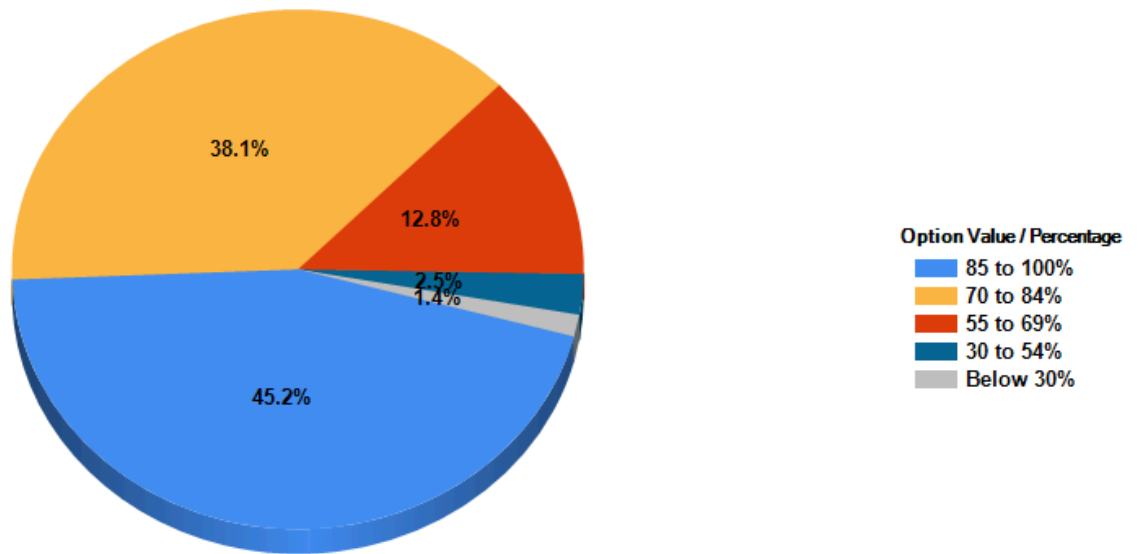
3- Agree

2- Neutral

1- Disagree

0- Strongly disagree

Choice Number/ Remark	Students Given Responses
4- Excellent	2376
3- Better	2001
2- Good	675
1- Satisfactory	132
0- Poor	72



Q.20 : The overall quality of teaching-learning process in your institute is very good.

4- Strongly agree

3- Agree

2- Neutral

1- Disagree

0- Strongly disagree

Choice Number/ Remark	Students Given Responses
4- Excellent	2376
3- Better	2001
2- Good	675
1- Satisfactory	132
0- Poor	72

